

# MINIATURE MICRO SWITCHES

## MV25 - SERIES

### ELECTRICAL RATING

LOAD	RATINGS (for micro switch with 400/200 gms. actuating force)
AC	16 Amp at 250V 5 Amp at 440V
DC (Resistive)	0.6 Amp at 110V 0.3 Amp at 220V
DC (Inductive)	0.1 Amp at 110V 0.05 Amp at 220V

Voltage proof	1500 VAC between each terminal and 1000VAC between open contacts
Contact resistance	15 milliohms max. (initial)
Insulation resistance	100Mohms min. at 500VDC
Electrical life	100,000 operations at rated load
Mechanical life	10,000,000 operations

### ENVIRONMENTAL

Temperature -55°C to +85°C

### APPLICATIONS :

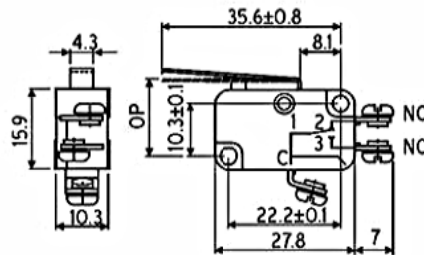
Automotive, Machine control, Telecommunication equipments, Vending equipments, Security Products, Defence, Business automation machines, Instruments

- Note :** (i) For 100 gms. actuating force rated current is 10 A at 250V AC  
For 50 gms. actuating force rated current is 6 A at 250V AC  
(ii) Knob Colour : Black - 400 gms., Red - 200 gms., Green - 100 gms., Yellow - 50 gms.  
(iii) OF : Operating force    FP : Free position    OP : Operating position  
RF : Release force    MD : Movement differential  
OT : Over travel    PT : Pre travel

Kindly consult factory a) For micro switches with 1 NO (Form A) & 1 NC (Form B) contact arrangement.  
b) For micro switches with other operating forces.  
c) For micro switches with more accessories.

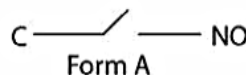
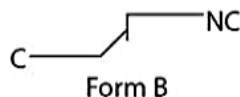
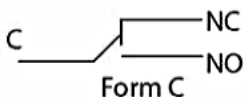
### Long plain lever (27.5 mm.)

Ordering code	Actuating force	Release force
MV25( )4L2	250 gms. (max.)	25 gms. (min.)



Pretravel (PT)	4.0 mm. (max.)
Overtravel	1.6 mm.
Movement differential	1.5 mm. (max.)
Operating position (OP)	15.2±1.2 mm.

### CIRCUIT FORM



All dimensions are in mm.  
Due to continuous improvement in products, we reserve the right to alter specifications without prior notice