



Datasheet

RS PRO Process Ball Valve

Stock No: 8125132



ENGLISH

BRASS BALL VALVE IN DZR

full port 1/2" - 4"
dezincification-resistant
hot forged ball valve

Several governmental authorities recommend use of special alloys for valves handling water in areas where there is a problem of dezincification. **RS PRO** DZR valves are designed to meet such requirements.

Through the use of new technology these valves retain the reliability and competitiveness of brass, but are comparable to bronze in corrosion resistance.

Be kind with yourself, make sure the valve that brings you pure fresh water is an **RS PRO** DZR valve.



DRINKING WATER



Quality

- 24h 100% seal test guaranteed
- Dual sealing system allows valve to be operated in either direction making installation easier
- No metal-to-metal moving parts
- No maintenance ever required
- Handle clearly shows ball position
- Silicone-free lubricant on all seals
- Chrome plated DZR brass ball for longer life
- Handle stops on body to avoid stresses at stem

Body

- Hot forged sand blasted DZR unplated body and cap sealed with Loctite® or equivalent thread sealant
- Dezincification resistant ADZ-T and ADZ-P brass approved to SBN-PFS 1983:2 and NR-BFS 1988:18 specifications

Stem

- Maintenance free, thanks to two FPM O-rings at the stem for maximum safety
- Blowout-proof unplated DZR brass stem

Sealing

- Pure PTFE self-lubricating seats with flexible-lip design

Threads

- EN 10226-1, ISO 228 parallel female by female threads

Flow

- Full port to DIN 3357 for maximum flow

Handle

- Geomet® carbon steel handle with thick PVC dip coating. Handle coating offers both thermal and electrical protection
- **WARNING:** do not exceed reasonable temperature and/or electrical load
- Handle removable with valve in service

Working pressure & temperature

- 30 Bar (450 PSI) non-shock cold working pressure
- -40°C (-40°F)/+170°C(+350°F)
- **WARNING:** freezing of the fluid in the installation may severely damage the valve

Options

- CW617N brass body and components
- T-handle
- AISI 430 stainless steel handle
- Oval lockable handle up to 2", round over 2"
- Brass stem extension
- Patented locking device
- Stubby handle up to 2"
- **RS PRO** memory stop designed to be installed with our stubby handle

Upon request

- Crimp/press end connections
- AISI 316 stainless steel ball
- Glass filled PTFE seals
- Custom design

PED directive

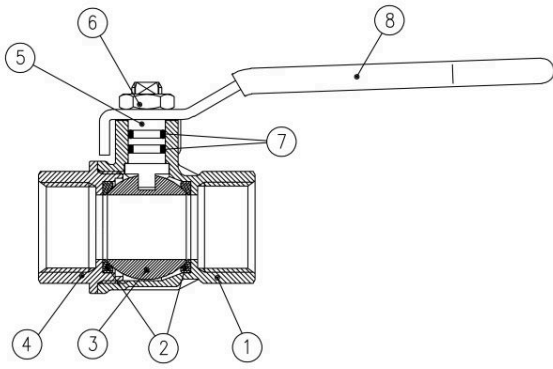
- According to 2014/68/UE module A: it cannot be used with dangerous gases in sizes larger than 25mm

Approved by or in compliance with

- Water Regulations Advisory Scheme (United Kingdom)
- GOST-R (Russia)
- EAC - Declaration of conformity (Russia, Kazakhstan, Belarus)
- RoHS Compliant (EU)

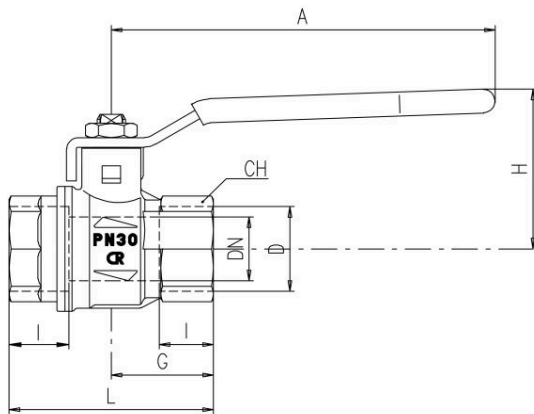
NOTE: approvals apply to specific configurations/sizes only.





	PART DESCRIPTION	Q.TY	MATERIAL
1	Unplated body	1	CW602N
2	Ball seat	2	PTFE
3	Chrome plated ball	1	CW602N
4	Unplated end-cap	1	CW602N
5	Unplated stem O-ring design	1	CW602N
6	Geomet® nut	1	C4C
7	O-Ring	2	FPM
8	White PVC coated Geomet® steel handle	1	DC01

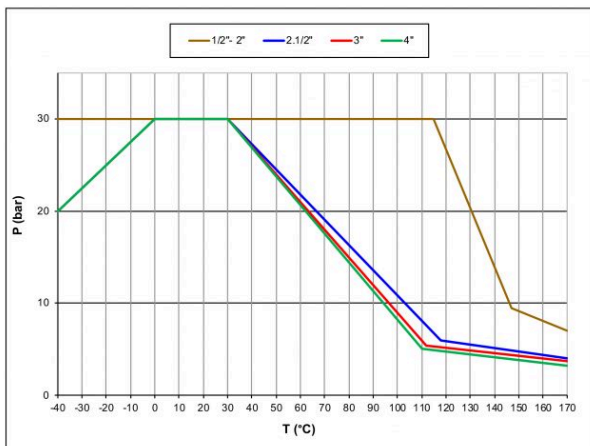
1/4"-2" hollow ball



Code	S24D00	S24E00	S24F00	S24G00	S24H00	S24I00	S24L00	S24M00	S24N00
D (inch)	1/2	3/4	1	1 1/4	1 1/2	2	2 1/2	3	4
DN(mm)	15	20	25	32	40	50	65	80	100
I (mm)	15.5	17	21	23	23	26.5	32	35	41.5
L (mm)	59	64	81	93	102	121	156	177	216
G (mm)	29.5	32	40.5	46.5	51	60.5	78	88.5	108
A (mm)	100	120	120	158	158	158	255	255	255
H (mm)	43	50	54	73	79	86	132	140	154
CH(mm)	25	31	40	49	54	68.5	85	99	125
Kv (m3/h)	28	42	70	80	125	179	516	776	1130

DN shows the nominal flow diameter. Actual flow diameter complies with full port DIN 3357 part 4. Stem configuration of valves over 2" is slightly different.
 Ball valves are marked CE on handle from 1.1/4" to 2", on body over 2" as follows:
 CE XXCODEXX Cat. I-A

Pressure-temperature chart



Pressure drop chart

