

# XB7NS8445

Monolithic emergency stop, Harmony XB7, plastic, red mushroom 40mm, 22mm, latching turn to release, 1NO+1NC



## Main

|                               |  |
|-------------------------------|--|
| Range of product              | Harmony XB7  |
| Product or component type     | Emergency stop push-button   |
| Device short name             | XB7  |
| Mounting diameter             | 22 mm  |
| Sale per indivisible quantity | 10   |
| Shape of signaling unit head  | Round  |
| Type of operator              | Mechanical latching  |
| Reset                         | Turn to release  |
| Operator profile              | Red mushroom Ø 40 mm, unmarked   |
| Contacts type and composition | 1 NO + 1 NC  |
| Connections - terminals       | Screw clamp terminals, $\leq 2 \times 1.5 \text{ mm}^2$ with cable end conforming to IEC 60947-1<br>Screw clamp terminals, $1 \times 0.34 \dots 2 \times 2.5 \text{ mm}^2$ without cable end conforming to IEC 60947-1 |
| Device presentation           | Monolithic product   |

## Complementary

|  |   |
|--|---|
| CAD overall width                      | 40 mm   |
| CAD overall height                     | 40 mm   |
| CAD overall depth                      | 72 mm   |
| Terminals description ISO n°1          | (13-14)NO<br>(21-22)NC  |
| Net weight                             | 0.035 kg  |
| Device mounting                        | Fixing hole - diameter: 22.5 mm 22.3 +0.4/0 conforming to IEC 60947-1   |
| Fixing center                          | $\geq 30 \times 40 \text{ mm}$ (support panel) metal - thickness: 1...6 mm<br>$\geq 30 \times 40 \text{ mm}$ (support panel) plastic - thickness: 2...6 mm  |
| Fixing mode                            | Fixing nut beneath head: 2...2.4 N.m  |
| Contact operation                      | Snap action   |
| Contacts usage                         | Standard  |
| Positive opening                       | With conforming to IEC 60947-5-1 appendix K   |
| Mechanical durability                  | 100000 cycles   |
| Tightening torque                      | 0.8...1.2 N.m conforming to IEC 60947-1   |
| Shape of screw head                    | Cross compatible with JIS No 1 screwdriver<br>Cross compatible with Philips no 1 screwdriver<br>Cross compatible with pozidriv No 1 screwdriver<br>Slotted compatible with flat Ø 4 mm screwdriver<br>Slotted compatible with flat Ø 5.5 mm screwdriver |
| Short-circuit protection               | 4 A cartridge fuse type gG conforming to IEC 60947-5-1  |
| [Ui] rated insulation voltage          | 250 V (pollution degree 3) conforming to IEC 60947-1  |
| [Uimp] rated impulse withstand voltage | 4 kV conforming to IEC 60947-1  |
| [Ie] rated operational current         | 0.1 A at 250 V, DC-13, R300 conforming to IEC 60947-5-1<br>0.22 A at 125 V, DC-13, R300 conforming to IEC 60947-5-1<br>0.75 A at 240 V, AC-15, C300 conforming to IEC 60947-5-1<br>1.5 A at 120 V, AC-15, C300 conforming to IEC 60947-5-1              |

The information provided in this documentation contains general descriptions and/or technical characteristics of the performance of the products contained herein. This documentation is not intended as a substitute for and is not to be used for determining suitability or reliability of these products for specific user applications. It is the duty of any such user or integrator to perform the appropriate and complete risk analysis, evaluation and testing of the products with respect to the relevant specific application or use thereof. Neither Schneider Electric Industries SAS nor any of its affiliates or subsidiaries shall be responsible or liable for misuse of the information contained herein.

|                        |  |
|------------------------|--|
| Electrical durability  | 1000000 Cycles, DC-13, 0.3 A at 24 V, operating rate <216000 cyc/mn, load factor: 0.5 conforming to IEC 60947-5-1 appendix C<br>1000000 Cycles, AC-15, 0.03 A at 230 V, operating rate <216000 cyc/mn, load factor: 0.5 conforming to IEC 60947-5-1 appendix C<br>1000000 cycles, AC-15, 0.09 A at 240 V, operating rate <108000 cyc/mn, load factor: 0.5 conforming to IEC 60947-5-1 appendix C |
| Electrical reliability | $\Lambda < 5 \times 10\text{exp}(-7)$ at 17 V and 5 mA conforming to IEC 60947-5-4   |



## Environment

|                                       |  |
|---------------------------------------|--|
| Protective treatment                  | TH   |
| Ambient air temperature for storage   | -40...70 °C  |
| Ambient air temperature for operation | -25...70 °C  |
| Electrical shock protection class     | Class II conforming to IEC 60536   |
| IP degree of protection               | IP20 (rear face) conforming to IEC 60529<br>IP65 (front face) conforming to IEC 60529                                    |
| NEMA degree of protection             | NEMA 12 conforming to UL 50<br>NEMA 3 conforming to UL 50  |
| Standards                             | IEC 60947-5-5<br>UL 508<br>IEC 60947-1<br>IEC 60947-5-1<br>CSA C22.2 No 14<br>IEC 60364-5-53<br>IEC 60204-1<br>ISO 13850 |
| Product certifications                | GOST[RETURN]CCC  |
| Vibration resistance                  | 5 gn (f= 2...500 Hz) conforming to IEC 60068-2-6   |
| Shock resistance                      | 15 gn (duration = 11 ms) for half sine wave acceleration conforming to IEC 60068-2-27                                    |

## Packing Units

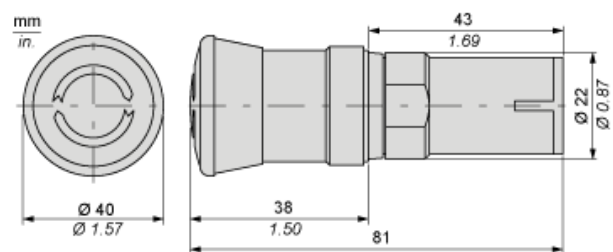
|                              |          |
|------------------------------|----------|
| Unit Type of Package 1       | PCE      |
| Number of Units in Package 1 | 1        |
| Package 1 Height             | 8.0 cm   |
| Package 1 Width              | 15.0 cm  |
| Package 1 Length             | 16.0 cm  |
| Package 1 Weight             | 48.0 g   |
| Unit Type of Package 2       | BAG      |
| Number of Units in Package 2 | 10       |
| Package 2 Height             | 15.0 cm  |
| Package 2 Width              | 8.0 cm   |
| Package 2 Length             | 16.0 cm  |
| Package 2 Weight             | 489.0 g  |
| Unit Type of Package 3       | S01      |
| Number of Units in Package 3 | 50       |
| Package 3 Height             | 15 cm    |
| Package 3 Width              | 15 cm    |
| Package 3 Length             | 40 cm    |
| Package 3 Weight             | 2.803 kg |

## Offer Sustainability

|                          |  |
|--------------------------|--|
| Sustainable offer status | Green Premium product  |
| REACH Regulation         |  <a href="#">REACH Declaration</a>  |
| REACH free of SVHC       | Yes  |
| EU RoHS Directive        | Pro-active compliance (Product out of EU RoHS legal scope)  <a href="#">EU RoHS Declaration</a> |
| Toxic heavy metal free   | Yes  |
| Mercury free             | Yes  |
| China RoHS Regulation    |  <a href="#">China RoHS Declaration</a>   |

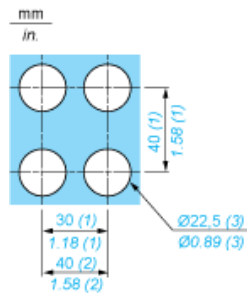
|                             |   |
|-----------------------------|---|
| RoHS exemption information  | <a href="#">Yes</a>   |
| Environmental Disclosure    | <a href="#">Product Environmental Profile</a>   |
| Circularity Profile         | <a href="#">End Of Life Information</a>   |
| WEEE                        | The product must be disposed on European Union markets following specific waste collection and never end up in rubbish bins |
| <b>Contractual warranty</b> |   |
| Warranty                    | 18 months   |

Non-illuminated Pushbutton



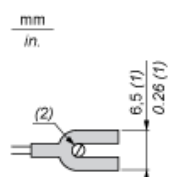
## Mounting

### Diameter of Finished Fixing Holes



- (1) Minimum value.
- (2) 40 mm/1.58 in. for Emergency switching off pushbutton only.
- (3) Standard value: Ø 22.3 (0; + 0.4) mm/Ø 0.88 (0; + 0.02) in.

### “U” Type Tag Connection



- (1) 6.5 mm/0.26 in. recommended, 7 mm/0.28 in. max.
- (2) M3 screw clamp terminal.

---

## Wiring

---

