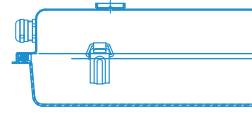



LED WATERTIGHT LUMINAIRE



LWJ SERIES



Application

Decks, Engine rooms, Yards, Coldrooms

Mounting Method

Surface mounted

Material

Diffuser: Polycarbonate
 Housing: SUS316 stainless steel or
 Zinc coated steel, Powder coated green
 Optional protection guard: SUS316 stainless steel

Electrical

Flexible wiring, Heat resistant up to 105°C

Options

100V ~ 120V AC
 220V ~ 240V AC
 24V DC

Weight

LWJ21: 3.1Kg LWJ22: 3.3Kg
 LWJ41: 5.1Kg LWJ42: 5.5Kg
 With 3Hr emergency backup battery: Add 0.18Kg

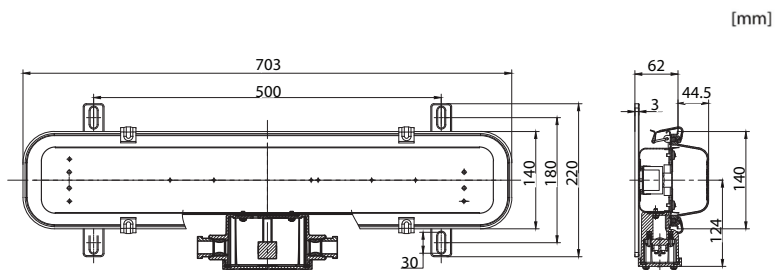
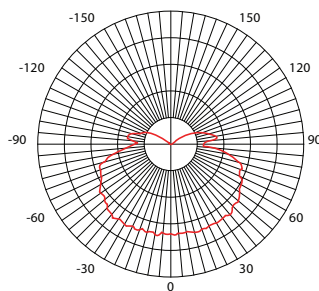
Key Features

- Triac dimming compatible
- Built-in with high thermal efficient linear module that allows lighting to operate at ambient temperature of up to 45°C
- Special designed clear polycarbonate diffuser to optimize the LED light transmission
- Long service life of 50,000 hours L70 @ 45°C (Ta)
- Safety, EMC and IEC compliance
- Available with battery backup system and emergency lighting

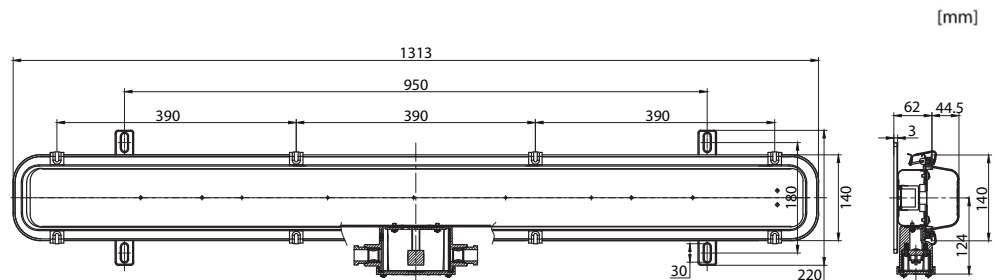
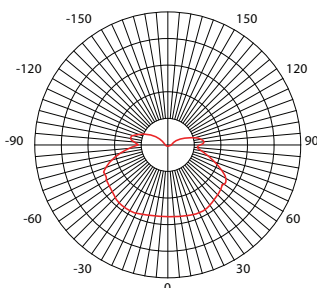


*For AC models only

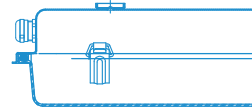
LWJ21/LWJ22



LWJ41/LWJ42



LED WATERTIGHT LUMINAIRE



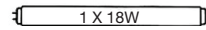
LWJ SERIES

- S Denotes : Standard lighting
- B Denotes : With 3Hr battery backup
- E Denotes : With DC24V emergency LED

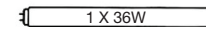
TECHNICAL SPECIFICATIONS



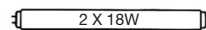
Ideal Replacement:



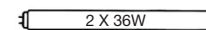
LWJ21 for 1X18W



LWJ41 for 1X36W



LWJ22 for 2X18W



LWJ42 for 2X36W

BH Code	Type	Main Voltage	Power	CCT	Ambient Temp (Ta)	System Lumen	Housing
LWJ21SP5KA1S	LWJ21S	100V - 120V AC	1x12.5W	5000K	-30°C ~ +45°C	1150lm	SUS316 Stainless Steel
LWJ21SP5KA1B	LWJ21S	100V - 120V AC	1x12.5W	5000K	-30°C ~ +45°C	1150lm	SUS316 Stainless Steel
LWJ21SP5KA1E	LWJ21S	100V - 120V AC	1x12.5W	5000K	-30°C ~ +45°C	1150lm	SUS316 Stainless Steel
LWJ21ZP5KA1S	LWJ21Z	100V - 120V AC	1x12.5W	5000K	-30°C ~ +45°C	1150lm	Zinc Coated Steel
LWJ21ZP5KA1B	LWJ21Z	100V - 120V AC	1x12.5W	5000K	-30°C ~ +45°C	1150lm	Zinc Coated Steel
LWJ21ZP5KA1E	LWJ21Z	100V - 120V AC	1x12.5W	5000K	-30°C ~ +45°C	1150lm	Zinc Coated Steel
LWJ22SP5KA1S	LWJ22S	100V - 120V AC	2x12.5W	5000K	-30°C ~ +45°C	2300lm	SUS316 Stainless Steel
LWJ22SP5KA1B	LWJ22S	100V - 120V AC	2x12.5W	5000K	-30°C ~ +45°C	2300lm	SUS316 Stainless Steel
LWJ22SP5KA1E	LWJ22S	100V - 120V AC	2x12.5W	5000K	-30°C ~ +45°C	2300lm	SUS316 Stainless Steel
LWJ22ZP5KA1S	LWJ22Z	100V - 120V AC	2x12.5W	5000K	-30°C ~ +45°C	2300lm	Zinc Coated Steel
LWJ22ZP5KA1B	LWJ22Z	100V - 120V AC	2x12.5W	5000K	-30°C ~ +45°C	2300lm	Zinc Coated Steel
LWJ22ZP5KA1E	LWJ22Z	100V - 120V AC	2x12.5W	5000K	-30°C ~ +45°C	2300lm	Zinc Coated Steel

Also available in other CCT.

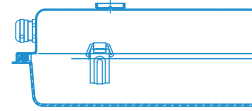
*Ambient Temperature is not applicable for Battery Backup System and Emergency Lighting.

BH Code	Type	Main Voltage	Power	CCT	Ambient Temp (Ta)	System Lumen	Housing
LWJ41ZP5KA1S	LWJ41Z	100V - 120V AC	1x24W	5000K	-30°C ~ +45°C	2200lm	Zinc Coated Steel
LWJ41ZP5KA1B	LWJ41Z	100V - 120V AC	1x24W	5000K	-30°C ~ +45°C	2200lm	Zinc Coated Steel
LWJ41ZP5KA1E	LWJ41Z	100V - 120V AC	1x24W	5000K	-30°C ~ +45°C	2200lm	Zinc Coated Steel
LWJ42ZP5KA1S	LWJ42Z	100V - 120V AC	2x24W	5000K	-30°C ~ +45°C	4400lm	Zinc Coated Steel
LWJ42ZP5KA1B	LWJ42Z	100V - 120V AC	2x24W	5000K	-30°C ~ +45°C	4400lm	Zinc Coated Steel
LWJ42ZP5KA1E	LWJ42Z	100V - 120V AC	2x24W	5000K	-30°C ~ +45°C	4400lm	Zinc Coated Steel

Also available in other CCT.

*Ambient Temperature is not applicable for Battery Backup System and Emergency Lighting.

LED WATERTIGHT LUMINAIRE



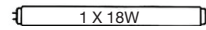
LWJ SERIES

- S Denotes : Standard lighting
- B Denotes : With 3Hr battery backup
- E Denotes : With DC24V emergency LED

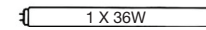
TECHNICAL SPECIFICATIONS



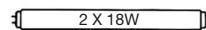
Ideal Replacement:



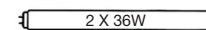
LWJ21 for 1X18W



LWJ41 for 1X36W



LWJ22 for 2X18W



LWJ42 for 2X36W

BH Code	Type	Main Voltage	Power	CCT	Ambient Temp (Ta)	System Lumen	Housing
LWJ21SP5KA2S	LWJ21S	220V - 240V AC	1x12.5W	5000K	-30°C ~ +45°C	1150lm	SUS316 Stainless Steel
LWJ21SP5KA2B	LWJ21S	220V - 240V AC	1x12.5W	5000K	-30°C ~ +45°C	1150lm	SUS316 Stainless Steel
LWJ21SP5KA2E	LWJ21S	220V - 240V AC	1x12.5W	5000K	-30°C ~ +45°C	1150lm	SUS316 Stainless Steel
LWJ21ZP5KA2S	LWJ21Z	220V - 240V AC	1x12.5W	5000K	-30°C ~ +45°C	1150lm	Zinc Coated Steel
LWJ21ZP5KA2B	LWJ21Z	220V - 240V AC	1x12.5W	5000K	-30°C ~ +45°C	1150lm	Zinc Coated Steel
LWJ21ZP5KA2E	LWJ21Z	220V - 240V AC	1x12.5W	5000K	-30°C ~ +45°C	1150lm	Zinc Coated Steel
LWJ22SP5KA2S	LWJ22S	220V - 240V AC	2x12.5W	5000K	-30°C ~ +45°C	2300lm	SUS316 Stainless Steel
LWJ22SP5KA2B	LWJ22S	220V - 240V AC	2x12.5W	5000K	-30°C ~ +45°C	2300lm	SUS316 Stainless Steel
LWJ22SP5KA2E	LWJ22S	220V - 240V AC	2x12.5W	5000K	-30°C ~ +45°C	2300lm	SUS316 Stainless Steel
LWJ22ZP5KA2S	LWJ22Z	220V - 240V AC	2x12.5W	5000K	-30°C ~ +45°C	2300lm	Zinc Coated Steel
LWJ22ZP5KA2B	LWJ22Z	220V - 240V AC	2x12.5W	5000K	-30°C ~ +45°C	2300lm	Zinc Coated Steel
LWJ22ZP5KA2E	LWJ22Z	220V - 240V AC	2x12.5W	5000K	-30°C ~ +45°C	2300lm	Zinc Coated Steel

Also available in other CCT.

*Ambient Temperature is not applicable for Battery Backup System and Emergency Lighting.

BH Code	Type	Main Voltage	Power	CCT	Ambient Temp (Ta)	System Lumen	Housing
LWJ41ZP5KA2S	LWJ41Z	220V - 240V AC	1x24W	5000K	-30°C ~ +45°C	2200lm	Zinc Coated Steel
LWJ41ZP5KA2B	LWJ41Z	220V - 240V AC	1x24W	5000K	-30°C ~ +45°C	2200lm	Zinc Coated Steel
LWJ41ZP5KA2E	LWJ41Z	220V - 240V AC	1x24W	5000K	-30°C ~ +45°C	2200lm	Zinc Coated Steel
LWJ42ZP5KA2S	LWJ42Z	220V - 240V AC	2x24W	5000K	-30°C ~ +45°C	4400lm	Zinc Coated Steel
LWJ42ZP5KA2B	LWJ42Z	220V - 240V AC	2x24W	5000K	-30°C ~ +45°C	4400lm	Zinc Coated Steel
LWJ42ZP5KA2E	LWJ42Z	220V - 240V AC	2x24W	5000K	-30°C ~ +45°C	4400lm	Zinc Coated Steel

Also available in other CCT.

*Ambient Temperature is not applicable for Battery Backup System and Emergency Lighting.

BH Code	Type	Main Voltage	Power	CCT	Ambient Temp (Ta)	System Lumen	Housing
LWJ21SP5KD2S	LWJ21S	24V DC	1x12.5W	5000K	-30°C ~ +45°C	1150lm	SUS316 Stainless Steel
LWJ21ZP5KD2S	LWJ21Z	24V DC	1x12.5W	5000K	-30°C ~ +45°C	1150lm	Zinc Coated Steel
LWJ22SP5KD2S	LWJ22S	24V DC	2x12.5W	5000K	-30°C ~ +45°C	2300lm	SUS316 Stainless Steel
LWJ22ZP5KD2S	LWJ22Z	24V DC	2x12.5W	5000K	-30°C ~ +45°C	2300lm	Zinc Coated Steel

Also available in other CCT.