








Datasheet

RS PRO Cable Mount Connector

2338159, 2338157



Technical Specifications:

Number of contact	2	3	4	5	7	9	10
Male contact face view							
Rated current (A)	10	10	5	5	5	5	5
Contact diameter(mm)	1.5	1.5	1	1	1	1	1
Rated voltage(AC.V)	500	500	500	500	400	400	400
Test voltage(AC.V)1 min	1500	1500	1500	1500	1200	1200	1200
Contact resistance (mΩ)	2.5	2.5	5	5	5	5	5
Wire size (mm ² /AWG)	≤2/14	≤2/14	≤0.785/18	≤0.785/18	≤0.785/18	≤0.785/18	≤0.785/18

Product Details

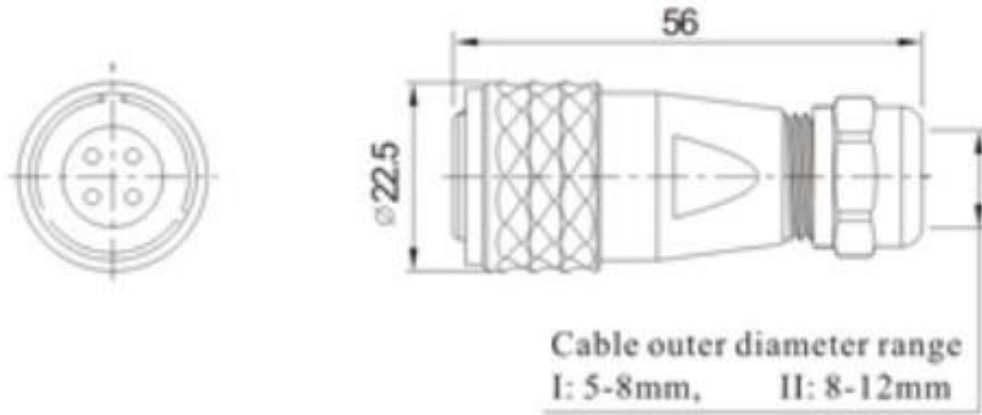
The RS PRO series is a range of precision waterproof connectors, which are sealed to IP67. Push-pull coupling enables speedy and reliable mating, and chrome-plated brass bodies combine robustness with an attractive finish. Versions are available for in-line cable to cable and for cable to panel connections. Plugs and receptacles are available with either male pins or female sockets. These products can be used for either data or power, and are ideal for use in medical, communications and test & measurement applications.

Features and Benefits

- Push-Pull Coupling
- IP67
- Chrome-plated
- 2-10 Poles
- Cable to Cable and Cable to Panel Connections



Dimensional line drawings



Quality Standards

