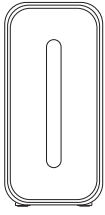


## Product components

Check the condition of the components and the product before installation.

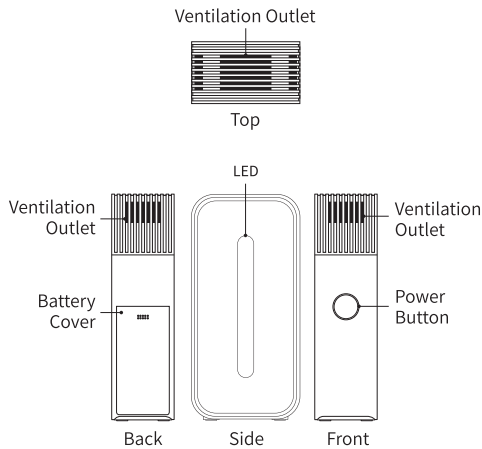


Body



User Manual and Warranty

## Names of each part



## Warranty Certificate

CLAIR, Inc. implements the warranty of the product as follows according to the consumer indemnification regulation.

- \* The warranty period of Clair product is 1 year from the purchase date.
- \* The compensation and reception notice shall be made within 7 days from application date, and repair and compensation shall be made within 14 days from the application date. (Excluding holiday and national holidays)
- \* The below shall be subject to paid repair.
  - In case of failure by using non-authentic components
  - In case of failure by negligence of user or by arbitrary repair and modification
  - In case of failure by non-implementation of matters defined in the user manual
- \* Paid repair is available after the warranty period.
- \* Provide warranty certificate in the event of repair application.

### Customer Information

Name	Product Name	Fridge freshener
Tel.	Model	V2FD
Email	Serial No.	
Address	The place of Purchase	
	The date of Purchase	




Customer Service Center  
**02-581-2918**

2F Sangrok B/D, 148, Gangnamdae-ro, Seocho-gu, Seoul, Republic of Korea  
Tel: +82 2 581 2918 / Fax: +82 2 581 2919  
Website: www.myclair.com

# clair V<sub>2</sub>

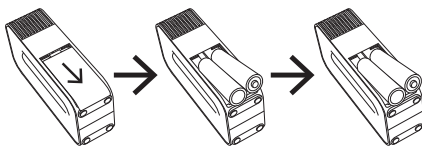
## Fridge Freshener User's Manual



clair

## How to use I

Remove the battery cover of the product first. Insert 4 AA-sized batteries and then recover it as an image below.



## How to use II

### Turbo Mode

1. Press the power button at the front of the product once. (Turn the power on in a bright space as much as possible and check the operation.)
2. Turbo Mode will start after the Blue LED blinks twice.
3. In Turbo Mode, the Blue LED repeats to turn on and off slowly.



Blue  
Turbo Mode  
LED Lamp  
Dimming



In a dark space, the LED turns off to reduce battery consumption, while deodorizing function works normally.

## How to use II

### Normal Mode

1. After operation of Turbo Mode for 15 minutes, it automatically switches to the Normal Mode.
2. In Normal Mode, the Green LED repeats to turn on and off slowly
3. If press the power button once during the Turbo Mode, it switches to Normal mode after blinking Green LED 3 times.



Green  
Normal Mode  
LED Lamp  
Dimming



In a dark space, the LED turns off to reduce battery consumption, while deodorizing function works normally.

### Low-battery Mode

1. To switch to the Low-battery Mode, press the power button for 3 seconds in Turbo Mode or Normal Mode, then the Green LED blinks 3 times.
2. If you press the power button for 3 seconds in the Low-battery Mode, it switches to the Normal Mode after flickering Green LED lights 3 times.



Green  
Low-battery Mode  
Blink once every  
5 seconds



In a dark space, the LED turns off to reduce battery consumption, while deodorizing function works normally.

## Safety Precautions

### Operation

- This product is for refrigerator (refrigeration) only, so please do not use for the freezer.
- Keep the product away from the water.
- Be careful not to let children use the product for play.
- Be careful not to drop the product in water or wash the product.
- Do not disassemble, repair, or modify the product arbitrarily.

### Battery Replacement

- Battery replacement cycle may vary depending on the battery quality.
- If you do not intend to use the product for a long time, remove the battery.
- Make sure to use normal AA sized batteries, not the rechargeable ones.
- In case of reverse battery insertion, leakage or fire may occur. Insert the battery in the proper direction.
- Waste batteries can cause environmental pollution due to chemicals remaining inside the batteries. Please dispose of them in the waste battery collection box.
- Failure to observe precautions may cause abnormality in the product, including deterioration of product performance and noise.

## Specifications Product Features

Model	V2FD	Rated Voltage	DC 6V (AA battery x 4ea)
Product Name	Fridge freshener	Size	68x39x142 mm
Manufacturer	Clair, Inc.	Weight	0.25 kg
Manufacturing date	Indicated separately	KC certification Number	R-R-hNc-V2FD
Country	Republic of Korea		

Customer Service Center / +82 2 581 2918  
Website / www.myclair.com