

XA2EVM3LC

Monolithic pilot light, Easy Harmony XA2, plastic, green, 22mm, integral LED, screw clamp terminals, 220...230V AC, anti interference



Main

| | |
|------------------------------|-------------------------|
| Range of product | Easy Harmony XA2 |
| Product or component type | Monolithic pilot light |
| Device short name | XA2 |
| Mounting diameter | 22.5 mm |
| Shape of signaling unit head | Round |
| Cap/operator or lens colour | Green |
| Light source | LED |
| Bulb base | Integral LED |
| [Us] rated supply voltage | 220...230 V AC 50/60 Hz |

Complementary

| | |
|--|--|
| Terminals description ISO n°1 | (X1-X2)PL |
| Device mounting | Fixing hole 22.3 +0.4/0 conforming to IEC 60947-5-1 |
| Fixing center | >= 30 x 40 mm (support panel) metal - thickness: 1...6 mm >= 30 x 40 mm (support panel) plastic - thickness: 2...6 mm |
| Fixing mode | Fixing nut beneath head recommended torque: 2.2 N.m (+/- 0.2 N.m) |
| Marking | CE CCC |
| [Us] rated supply voltage | 220...230 V |
| Connections - terminals | Screw clamp terminals, <= 2 x 1.5 mm ² with cable end conforming to IEC 60947-1 Screw clamp terminals, 1 x 0.5...1 x 2.5 mm ² without cable end conforming to IEC 60947-1 |
| Tightening torque | 0.8...1 N.m conforming to IEC 60947-1 |
| Shape of screw head | Cross compatible with Philips No 2 screwdriver Slotted compatible with flat Ø 4 mm screwdriver Slotted compatible with flat Ø 5.5 mm screwdriver |
| [Ui] rated insulation voltage | 400 V (pollution degree 3) conforming to IEC 60947-1 |
| [Uimp] rated impulse withstand voltage | 6 kV conforming to IEC 60947-1 |
| Signalling type | Steady |
| Supply voltage limits | 0.8...1.2 V AC |
| Current consumption | <= 20 mA |
| Service life | 40000 h at rated voltage and 25 °C |
| Height | 29 mm |
| Width | 29 mm |
| Depth | 53 mm |
| Net weight | 0.02 kg |

The information provided in this documentation contains general descriptions and/or technical characteristics of the performance of the products contained herein. This documentation is not intended as a substitute for and is not to be used for determining suitability or reliability of these products for specific user applications. It is the duty of any such user or integrator to perform the appropriate and complete risk analysis, evaluation and testing of the products with respect to the relevant specific application or use thereof. Neither Schneider Electric Industries SAS nor any of its affiliates or subsidiaries shall be responsible or liable for misuse of the information contained herein.

Environment

| | |
|---------------------------------------|---|
| Ambient air temperature for storage | -40...70 °C |
| Ambient air temperature for operation | -25...70 °C |
| Overvoltage category | Class I conforming to IEC 536 |
| IP degree of protection | IP65 conforming to IEC 60529 |
| IK degree of protection | IK05 |
| Standards | IEC 60947-1 IEC 60947-5-1 GB 14048.5 GB 14048.1 IEC 60529 IEC 50102 |
| Product certifications | CE[RETURN]CCC |
| Vibration resistance | 5 gn (f= 12...500 Hz) conforming to IEC 60068-2-6 |
| Shock resistance | 30 gn (duration = 11 ms) for half sine wave acceleration conforming to IEC 60068-2-27 |

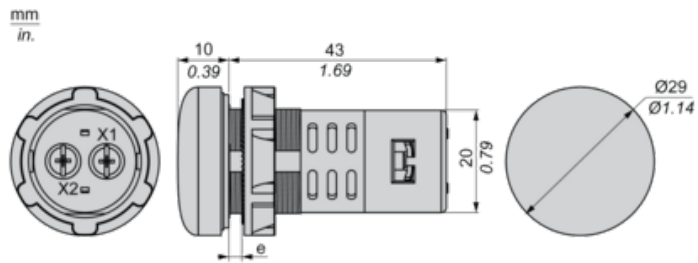
Packing Units

| | |
|------------------------------|----------|
| Unit Type of Package 1 | PCE |
| Number of Units in Package 1 | 1 |
| Package 1 Height | 1.991 cm |
| Package 1 Width | 2.934 cm |
| Package 1 Length | 5.313 cm |
| Package 1 Weight | 0.021 kg |
| Unit Type of Package 2 | BB1 |
| Number of Units in Package 2 | 10 |
| Package 2 Height | 5.8 cm |
| Package 2 Width | 6.4 cm |
| Package 2 Length | 15.8 cm |
| Package 2 Weight | 0.234 kg |
| Unit Type of Package 3 | S02 |
| Number of Units in Package 3 | 160 |
| Package 3 Height | 15 cm |
| Package 3 Width | 30 cm |
| Package 3 Length | 40 cm |
| Package 3 Weight | 4.059 kg |

Offer Sustainability

| | |
|----------------------------|---|
| Sustainable offer status | Green Premium product |
| REACH Regulation | REACH Declaration |
| REACH free of SVHC | Yes |
| EU RoHS Directive | Pro-active compliance (Product out of EU RoHS legal scope) EU RoHS Declaration |
| Toxic heavy metal free | Yes |
| Mercury free | Yes |
| China RoHS Regulation | China RoHS Declaration |
| RoHS exemption information | Yes |
| Environmental Disclosure | Product Environmental Profile |
| Circularity Profile | End Of Life Information |
| WEEE | The product must be disposed on European Union markets following specific waste collection and never end up in rubbish bins |

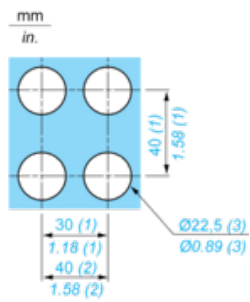
Dimensions



e : Clamping thickness: 1 to 6 mm/0.04 to 0.24 in.

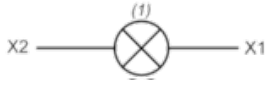
Mounting

Diameter of Finished Fixing Holes



- (1) Minimum value.
(2) 40 mm/1.58 in. for Emergency switching off pushbutton only.
(3) Standard value: Ø 22.3 (0; + 0.4) mm/Ø 0.88 (0; + 0.02) in.

Wiring Diagram



(1) LED