



# Datasheet

## RS PRO Piezo Audio Indicator

EN



### A. SCOPE

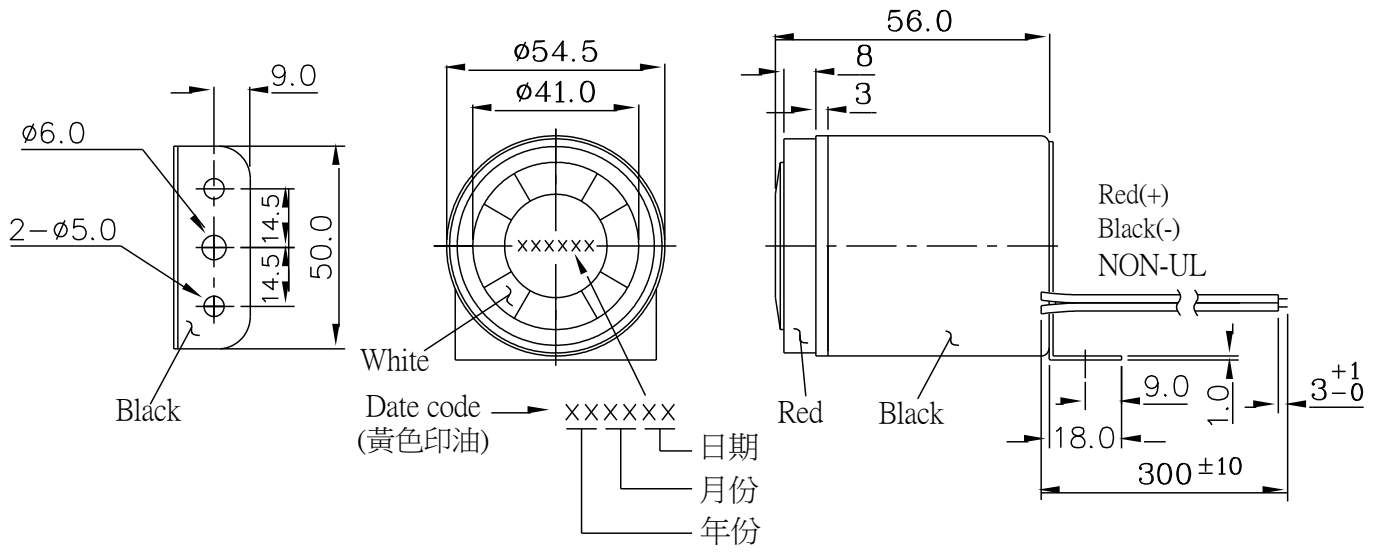
This specification applies piezo audio siren, 1812701

### B. SPECIFICATION

No.	Item	Unit	Specification	Condition
1	Operating Frequency	KHz	2 ~ 4	
2	Operating Volt. range	VDC	6 ~ 16	
3	Current consumption	mA	MAX 260	at 12VDC
4	Sound pressure level	dB	MIN 105	at 100 cm/12VDC
5	Rated Voltage	VDC	12	
6	Tone		Siren	
7	Operating temp.	°C	-20 ~ + 60	
8	Storage temp.	°C	-30 ~ + 70	
9	Dimension	mm	$\varphi$ 54.5 x H56.0	See appearance drawing
10	Weight (MAX)	gram	89.40	
11	Material		ABS UL-94 1/16" HB (BLACK)	
12	Terminal		Wire type	See appearance drawing 請參照外觀尺寸
13	Environmental Protection Regulation		RoHS	



# C. APPEARANCE DRAWING

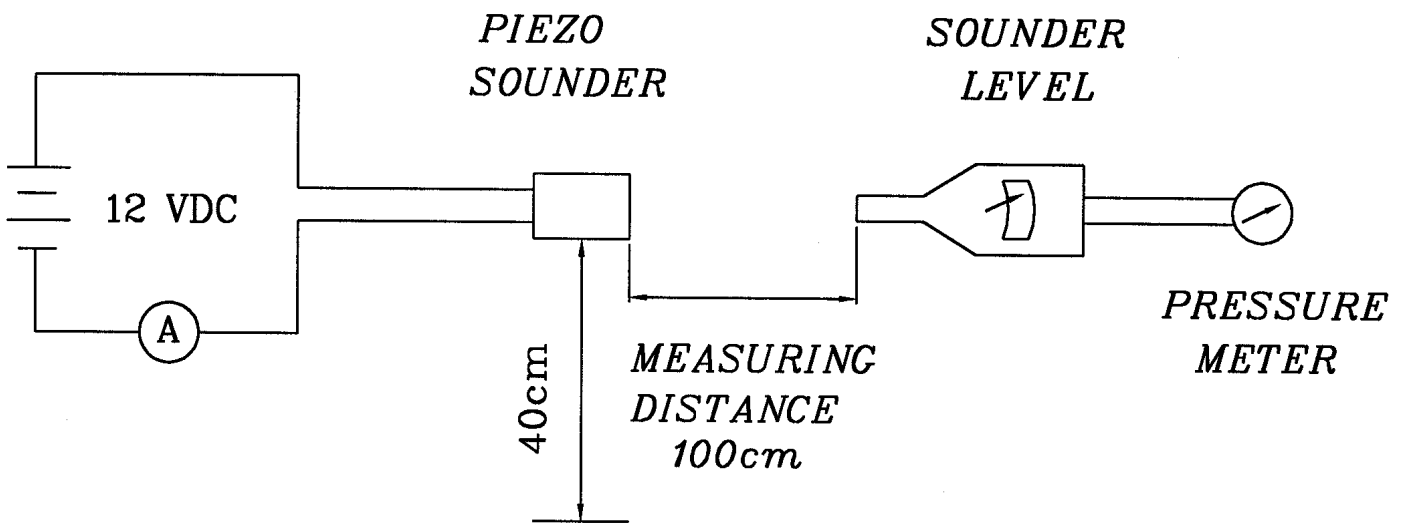


Tol :  $\pm 0.5$

Unit: mm

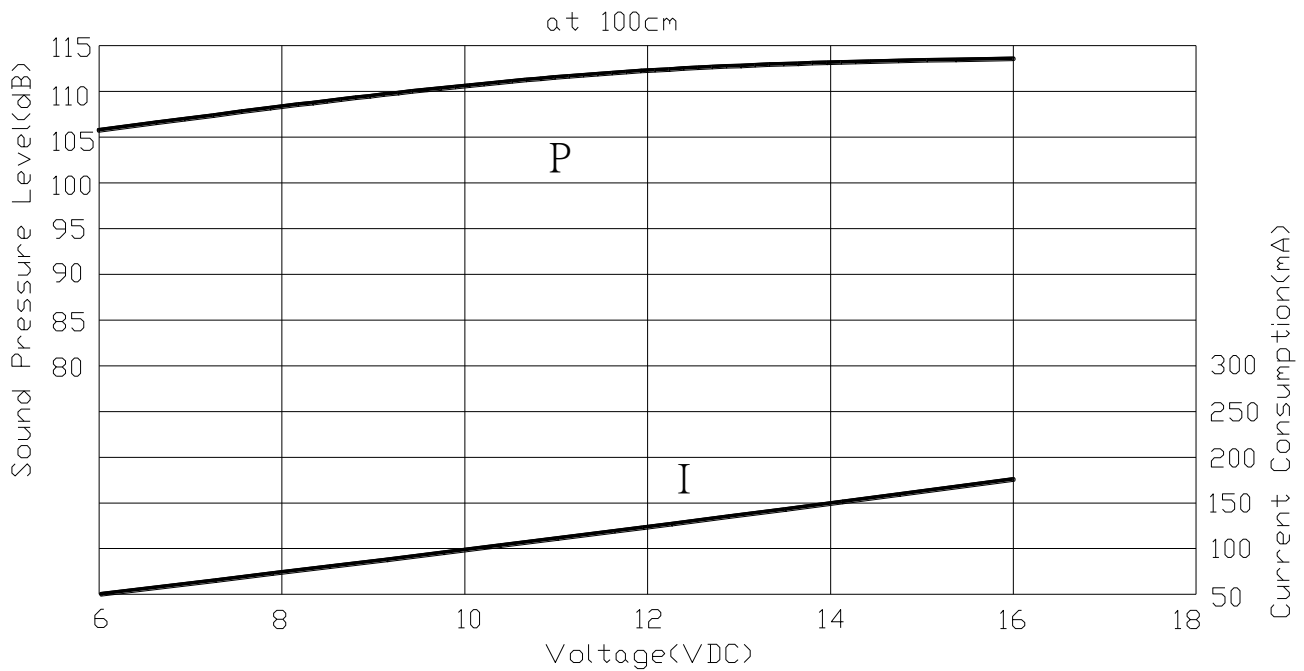
## D. MEASURING METHOD

1. S.P.L. Measuring Circuit



Mic : RION S.P.L. meter UC30 or equivalent

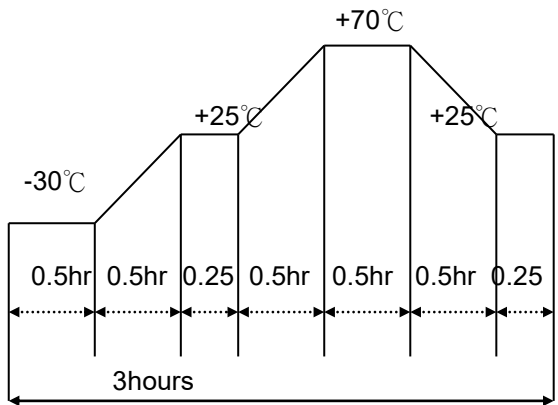
## E. VOLTAGE:SOUND PRESSURE LEVEL / VOLTAGE:CURRENT CONSUMPTION CHARACTERISTICS



## F. MECHANICAL CHARACTERISTICS

No.	Item	Test Condition	Evaluation standard
1	Solderability (Connector excepted)	Stripped wires of lead wires are immersed in rosin for 5 seconds and then immersed in solder bath of $+270\pm 5^{\circ}\text{C}$ for $3\pm 0.5$ seconds.	90% min. stripped wires shall be wet with solder. (Except the edge of terminal)
2	Lead Wire Pull Strength	The pull force shall be applied to double lead wire : Horizontal 3.0N(0.306kg) for 30 seconds. Vertical 2.0N(0.204kg) for 30 seconds.	No damage and cutting off.
3	Vibration	Buzzer shall be measured after being applied vibration of amplitude of 1.5mm with 10 to 55hz band of vibration frequency to each of 3 per-pendicular directions for 2 hours.	The value of oscillation frequency/ current consumption should be in $\pm 10\%$ compared with initial ones .The SPL should be in $\pm 10\text{dB}$ compared with initial one.
4	Drop test	<b>The part only shall be dropped from a height of 75cm onto a 40mm thick wooden board 3 times in 3 axes (X.Y.Z). (a total of 9 times).</b>	

## G. ENVIRONMENT TEST

No	Item	Test Condition	Evaluation standard
1	High temp. test	After being placed in a chamber at + 70°C for 240 hours	Being placed for 4 hours at +25°C, buzzer shall be measured. The value of oscillation frequency/ current consumption should be in ±10% compared with initial ones. The SPL should be in ±10dB compared with initial one.
2	Low temp. test	After being placed in a chamber with -30°C for 240 hours	
3	Humidity test	After being placed in a chamber at +40°C and 90±5% relative humidity for 240 hours	
4	Temp. cycle test	<p>The part shall be subjected to 5 cycles. One cycle shall consist of::</p> 	

## H. RELIABILITY TEST

No.	Item	Test condition	Evaluation
1	Operating life test	<p>1.Continuous life test 10 minutes continuous operation at +60°C with rated voltage applied.</p> <p>2.Intermittent life test A duty cycle of 1 minute on, 0.5 minutes off, a of 960 times at room temp.( +25 ±2°C)and maximum rated voltage applied.</p>	Being placed for 4 hours at +25°C, buzzer shall be measured. The value of oscillation frequency/ current consumption should be in ±10% compared with initial ones. The SPL should be in ±10dB compared with initial one.

### TEST CONDITION.

Standard Test Condition:

a) Temperature : +5 ~ +35°C b) Humidity : 45-85%

c) Pressure : 860-1060mbar

Judgment Test Condition:

a) Temperature : +25 ± 2°C b) Humidity : 60-70%

c) Pressure : 860-1060mbar