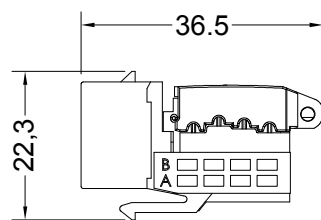
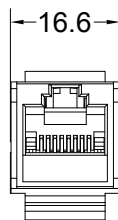
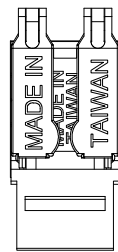
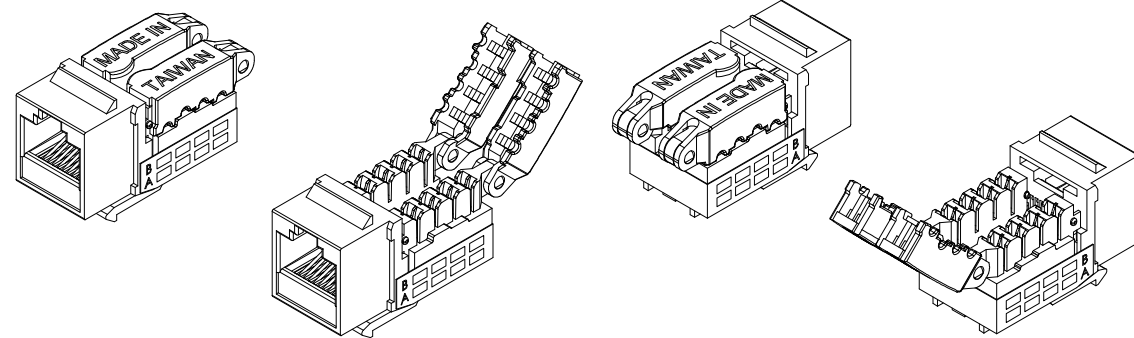


DRAFT



Performance:

Meets C5e EIA/TIA 568B Standard.

Materials:

Body : Fireproof ABS UL-94V0
 Jack : 8P8C 50 micro inches gold plated
 PCB : FR-4 / UL-94V0
 IDC Cap : Fireproof PC
 IDC Body : Fireproof ABS UL-94V0
 IDC Pin : Phosphor Bronze & Tinned

IDC Description : For 22-26 AWG.
 For 110 or Krone punch-down Tool
 Toolless (when use IDC cap directly)

Electrical Specifications:


Insulation Resistance : 500M ohms (min.)
 Contact Resistance : 20m ohms (max.)
 Current Rating : 1.5 Amps .
 DC Resistance : 0.1 ohms (max.)
 Withstanding Voltage : 1000 VAC RMS @ 60Hz / 1 min.

Mechanical Specifications:

IDC Punch Down Cycle : Over 250 Cycles (min.)
 Jack Insertion Cycle : Over 2000 Cycles (min.)

Operation Temperature : -40 °C ~ +70 °C

REACH
RoHS

UNLESS OTHERWISE SPECIFIED TOLERANCE : X.X ±0.3 X.XX ±0.15		ANGLES : ±2° DO NOT SCALE DRAWING		 榮昌科技股份有限公司 GRAND-TEK TECHNOLOGY CO., LTD.	
DRAWN BY	Tom	TITLE Cat5e RJ45 UTP punch free jack			C3131
CHECKED BY	Eric	SIZE A3	UNIT mm	PART NO. 791-8507	REV. A
APPROVED BY	Minghu	SCALE	THIRD ANGLE PROJECTION		PAGE 1 OF 1
DWG NO.		ITEM NO. GT1EKTVNL-U1BKZ			DATE 2013/11/4