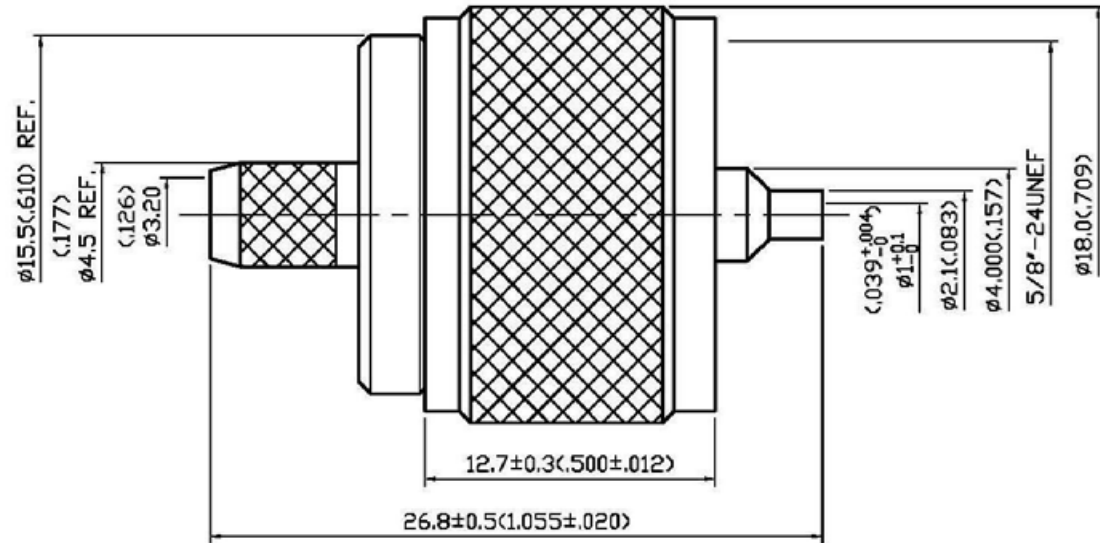
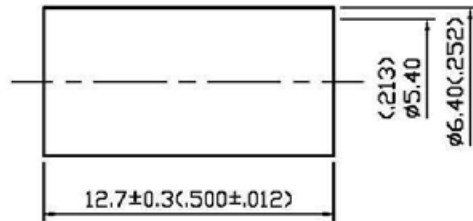


NO	DESCRIPTION	DATE
①	BACKGROUND FORMAT UPDATED	06.17.02'
②	ADD STRIPPING DIMENSION	12.29.04'
③	BACKGROUND FORMAT UPDATED	01.14.09'
④	ADD VSWR	12.28.11'
⑤	DEL PROOF VOLTAGE WORKING VOLTAGE VOLTAGE RATING	09.24.13'



1.0 ELECTRICAL

- 1.1 FREQUENCY RANGE: DC-300 MHz
- 1.2 NOMINAL IMPEDANCE: 50 OHMS
- 1.3 VOLTAGE RATING: 500 VOLTS MAX ⑤
- 1.4 VSWR: 1.3 MAX. ④

2.0 MATERIALS

- 2.1 BODIES: BRASS PER JIS-C3604
- 2.2 CENTER CONTACT: BRASS PER JIS-C3604
- 2.3 INSULATION: TEFLON PER ASTM D1457 AND ASTM D1710
- 2.4 CRIMP FERRULE: BRASS PER JIS-C2700

3.0 FINISHES AND OTHERS

- 3.1 SEE BELOW TABLE FOR DETAILS.

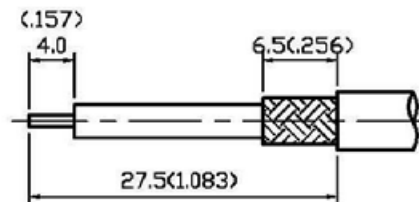
4.0 MECHANICAL

- 4.1 FOR USE WITH RG58U OR SIMILAR STYLE CABLE
- 4.2 CABLE ATTACHMENT: OUTER: CRIMP, INNER: CRIMP
- 4.3 CRIMP SIZE REQUIRED: CONTACT: 1.8(071) HEX. CRIMP TOOL
FERRULE: 5.5(216) HEX. CRIMP TOOL

5.0 ENVIRONMENTAL

- 5.1 OPERATING TEMPERATURE RANGE: -55° C TO +85° C

NO	DESCRIPTION	MATERIAL	Q'TY	FINISH
7	CRIMP FERRULE	BRASS	1	SILVER 70μ" MIN.
6	CENTER CONTACT	BRASS	1	SILVER 70μ" MIN.
5	SHELL	BRASS	1	SILVER 70μ" MIN.
4	WASHER	BRASS	1	NONE
3	INSULATION II	TEFLON	1	NONE
2	INSULATION I	TEFLON	1	NONE
1	BODY	BRASS	1	SILVER 70μ" MIN.



② STRIPPING DIMENSION

APPROVED

by _____ DATE: _____



DESCRIPTION		UHF STRAIGHT PLUG CRIMP	
製圖	DRAWN Kristina	TOLERANCE .X ±0.2	品名 17-03-7 T.S.S 58U
檢圖	CHECK Arc	.XX ±0.1	日期 01.20.93'
認定	APPROVAL Angela	.XXX ±0.05	版次 A-5
	ANGLE ±5°	單位 mm(in)	REV. A-5
		比例 4:1	DATE 01.20.93'
		DWG.NO.	17-0022