

Datasheet

RS100 Aluminium Housed Resistors



Product details:

Manufactured in line with the requirements of MIL 18546 and IEC 115, designed for direct heatsink mounting with thermal compound to achieve maximum performance

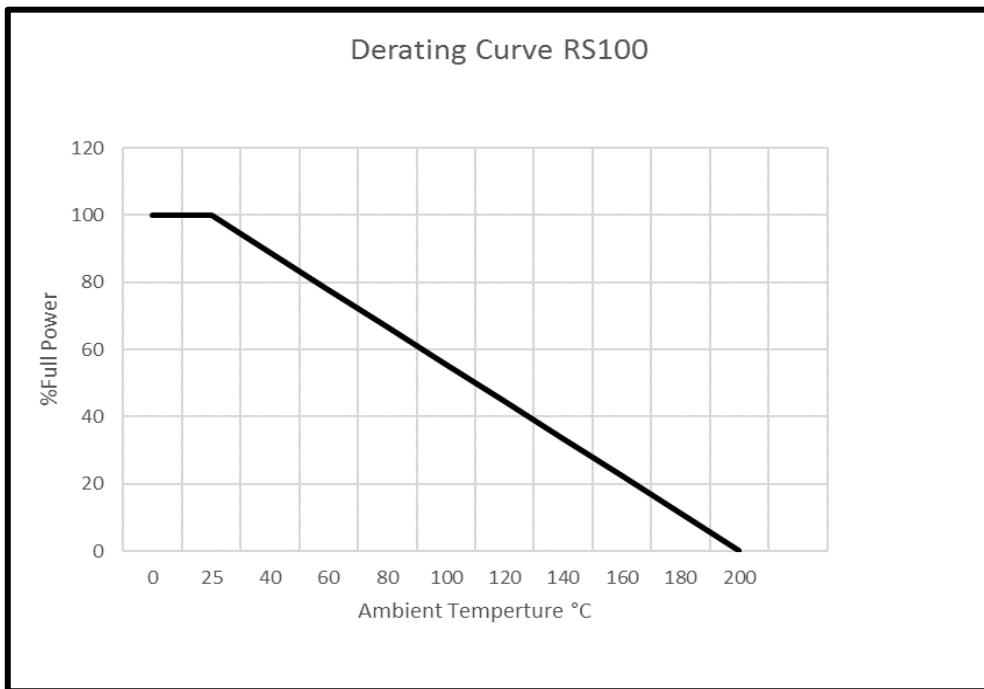
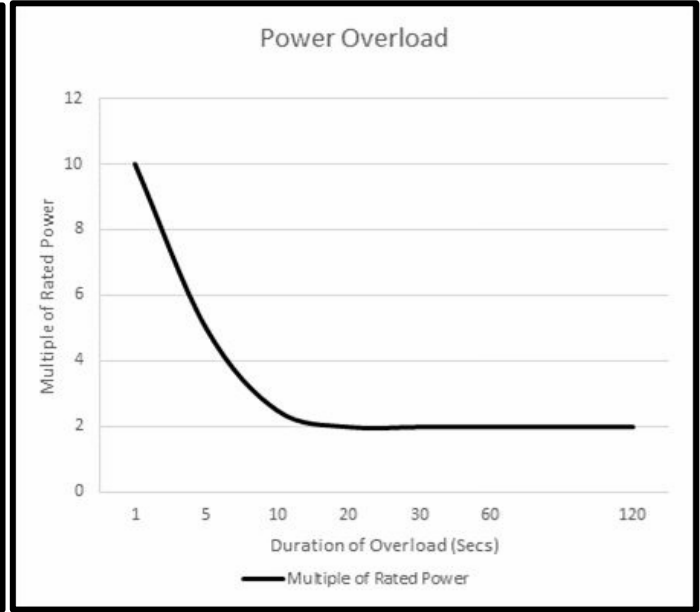
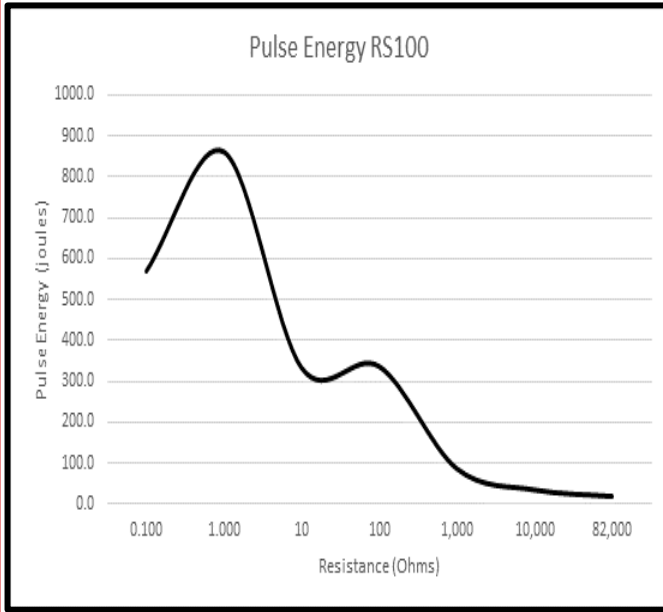
- High Power to volume
- Wound to maximise High Pulse Capability
- Values from R005 to 100K
- Custom designs welcome
- RoHS Compliant

Heat dissipation:

Whilst the use of proprietary heat sinks with lower thermal resistances is acceptable, uprating is not recommended. For maximum heat transfer it is recommended that a heat sink compound be applied between the resistor base and heat sink chassis mounting surface. It is essential that the maximum hot spot temperature of 200°C is not exceeded, therefore, the resistor must be mounted on a heat sink of correct thermal resistance for the power being dissipated.



Temp. Rise & Power Dissipation

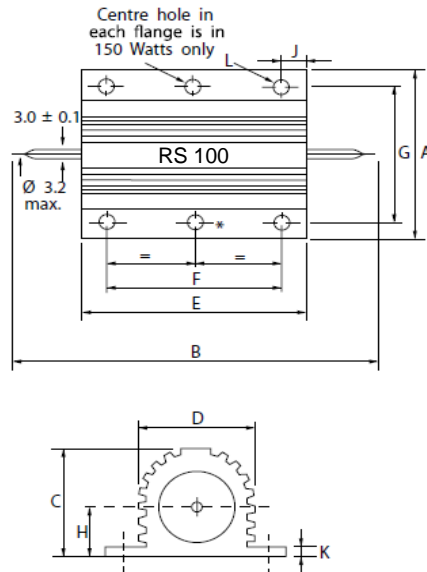




Specifications:

Power rating on std. heatsink @25°C	100
Watts with no heatsink @25°C	30
Resistance range	R01-70K
Limiting element voltage	1900
Voltage proof AC Peak	6363
Voltage proof AC rms.	4500
Approx weight gms	115
Typical surface rise RS mount	1.0
Standard heatsink	995cm ²
	3mm

RS100 Standard:



Dimensions (mm):

Size	A Max	B Max	C Max	D Max	E Max	F±0.3	G+0.3	H Max	J Max	K Max	L ±0.25
RS100	47.4	88.0	24.1	27.3	65.2	35.0	37.0	11.8	15.4	3.7	4.4