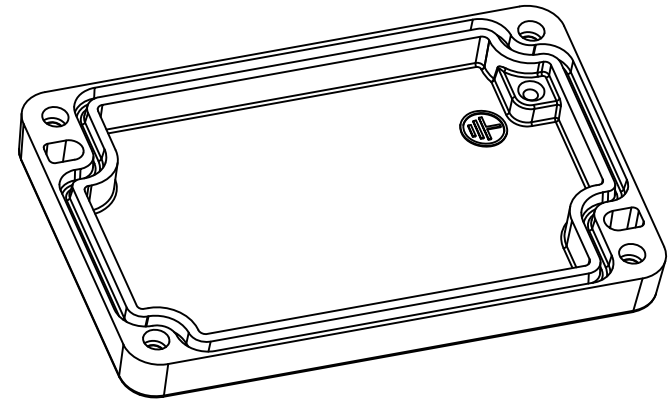
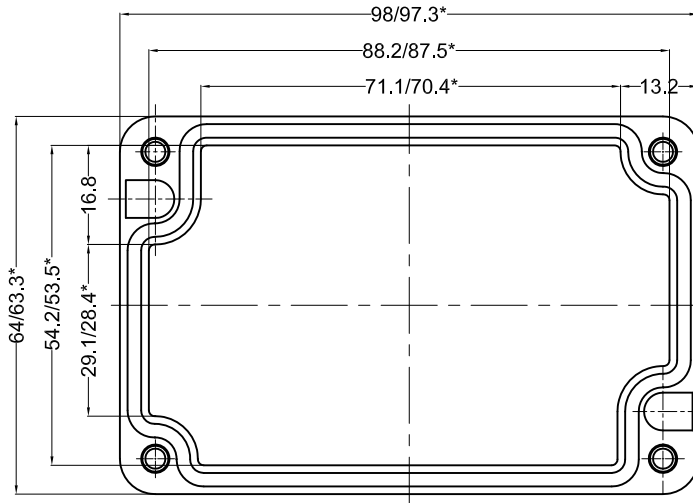
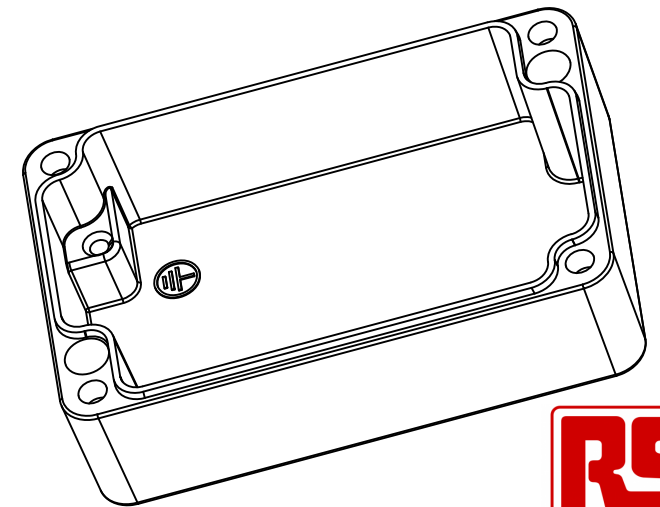
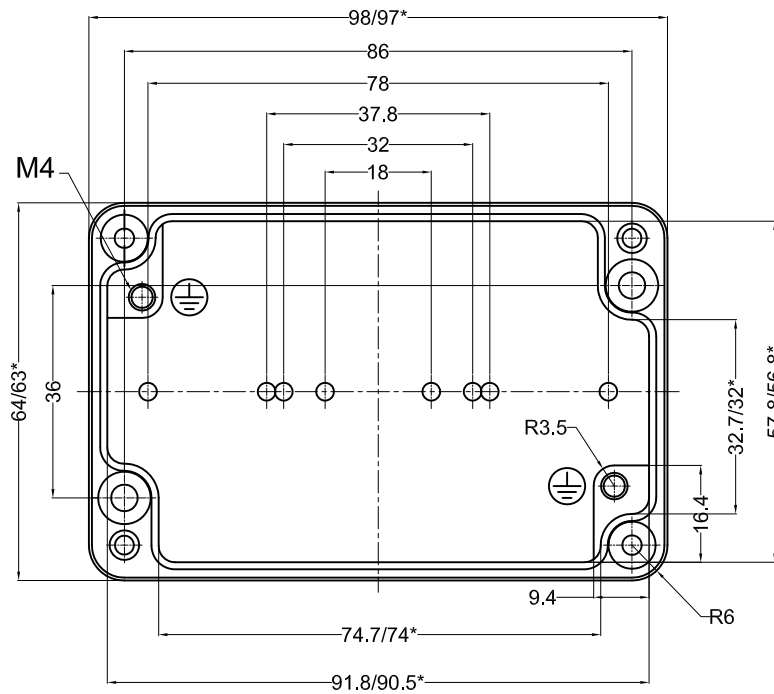


* = Conical form tapering downward.
 Untoleranced dimensions per GTA 13/5 DIN 1688

LID



BASE



- NOTE -
- 1) SHRINKAGE 0.5%
 - 2) THEORITICAL VOLUME -
 - 3) EJECTOR PIN DEPTH 0.1 - 0.5mm
 - 4) NON DIMENSIONAL RADIUS - 0.5mm
 - 5) ALL EDGES ARE BURR FREE
 - 6) FUNCTIONALLY CO-ORDINATED
 - 7) TOLERANCE AS PER DIN 1688 (GTA $\frac{1}{2}$) STD.
 maximum size / minimum size regarding tool deform
 - 8) Draft angle : out side max.2°, inside max.3°
 - 9) =Functions-dimensions to be checked (TOLERANCE $\pm 0.10\text{mm}$)

NO.	REV.NO.	DESCRIPTION	DATE	DRAWN	CHECKED
QUANTITY	1	MATERIAL :- AlSi12 DIN230	MACH.NAME	DATE	SIGN
				09/06/12	RRPL DESIGN
				09/06/12	MANOJ DRAWN
		TITLE :- JUNCTION BOX 98 x 64 x 34			PAVAN CHECKED
					S.D. APPROVED
TOLERANCE		WEIGHT:	FINISH: NATURAL	SCALE	PARTNO.
± 0.1	DIMENSIONS				0
± 0.1	HOLES	ALL DIMENSION ARE IN MM			
$\pm 1.0^\circ$	ANGLES			REV	DRG. NO.
				0	AJB-986434