



ENGLISH

Datasheet

RS PRO 300mm/450mm Long EPDM 15bar Braided Stainless Steel Hose

Stock No: 1904126, 1904127, 1904128, 1904129, 1904130, 1904131,
1904132, 1904134



Description:

The Elite range provides robust and flexible solution for the safe conveyance and distribution of water in both heating and cooling services. The key attributes are:

- Superior material selection to ensure longevity.
- Robust construction with excellent abrasion and crush resistance.
- Wide selection of industry standard connections.
- Customer specific options available for OEM clients.

Applications:

The Elite range is extensively used to provide flexible water connection between water services and applications in,

- Hot and cold water systems
- Chilled beams
- Fan Coil units
- Heating systems and pumps

General Performance Data:

Hose Size	Bend Maximum Radius (mm)	Working Pressure at 20°C (BAR)	Working Pressure at 85°C (BAR)	Security Pressure at 20°C (BAR)	Flow Rate at 3 bar (lit/min)
DN10	40	12	10	18	40
DN13	45	12	10	18	57
DN20	80	10	10	18	135
DN25	100	10	10	18	200

Working: Pressure & temperature are stated as the maximum continuous value.

Security: Pressure is stated as the peak pressure to be attained for short durations or transient pressure spikes. Installations where water hammer exceeds the limits stated will invalidate warranty.

Bend: Minimum by which the hose can be bent without causing excessive stress to the hose fabric or kink.

Note: Brass Push fit Connections have a maximum rating of 6 Bar at 85°C

Pressure Drop:

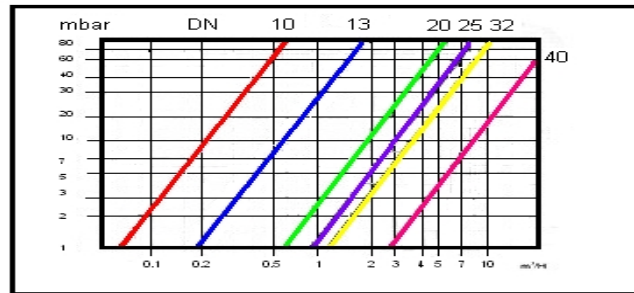
The calculation of pressure drop is based on the hose internal diameter and estimation of losses for different types of end connections. These are explained as follows,

Schedule 1: Pressure loss for hose based on internal diameter (DN) and length.

Formulae: $P_1 \text{ mbar} = F_1 \times L$

Where: F_1 = Pressure drop (mbar) according to its flow capacity in m^3/h

L = Length of hose (metres)



Schedule 2: Pressure loss for type of end connection based in internal diameter (DN)

Formulae: $P_2 = P_3 \times R$

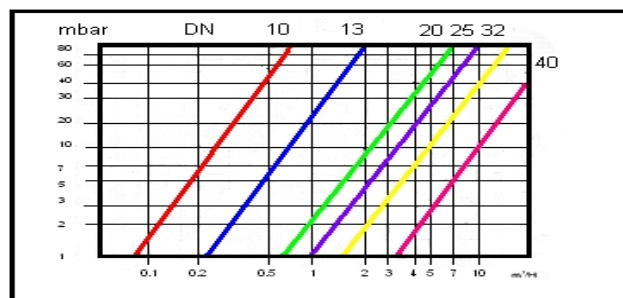
Where P_3 = pressure drop in mbar according to its flow capacity in m^3/h

R = Correction factor

0, for straight female and male end connections

1.5, for one elbow

3.0, for two elbows



Therefore pressure drop (mbar) can be calculated for any given hose assembly adding P_1 and P_2 .

Example: Flexible hose DN13

Flow capacity: 1000 lit/hr ($1.0\text{m}^3/\text{hr}$)

Length: 500mm, terminated with 1 male and 1 female elbow

Correction factor: 1.5

$P = (F_1 \times L) + (P_3 \times R)$

$P = (26\text{mbar} \times 0.5\text{mtr}) + (23\text{mbar} \times 1.5) = 47.5\text{mbar}$

General Construction Data:

End Connection	Size Range	Material	EN Standard
Female Swivel	1/2BSP - 1"BSP	CW614N/617N	EN12164/5
Female Swivel Elbow	1/2BSP - 1"BSP	CW614N	EN 12164
Male taper	1/2BSP - 1"BSP	CW614N	EN 12164
Compression 15mm	15mm – 28mm	CW614N/CW617N	EN1254-2, ISO 6957
Compression ISO Valve	15mm – 22mm	CW614N/CW617N	EN1254-2
Standpipe	15mm - 28mm	CW614N/CW617N	EN12164/5
Push-fit Brass	15mm - 22mm	CW614N/CW617N	EN12164/5
Washer	1/2BSP - 1"BSP	Fibre - Green	na
O rings	15mm – 22mm	EPDM	EN 681-1 (part)
Hose Liner	DN10 - DN25	EPDM	
Hose Braid	DN10 - DN26	Stainless Steel 304	EN 10204 3.1
Ferrule	DN10 - DN25	Stainless Steel 305	EN 10088-2

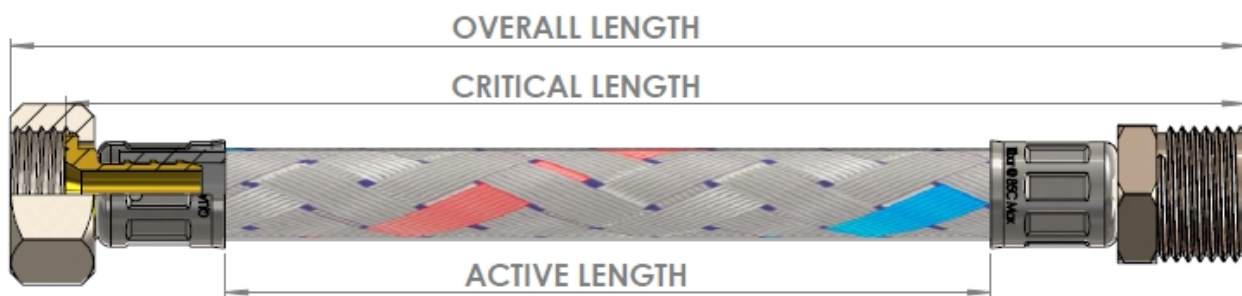
Note

- External Brass fittings are supplied with nickel plated finish to avoid tarnishing.
- Male Taper fittings should be used with female swivel or push fit connections to avoid twisting and torsion stress.
- Compression Joints tested for Stress Corrosion Cracking to ISO 6957:1998.

Dimensioning:

Hose assemblies are quoted by their overall length; as measured from end face to end face for each fitting. The standard manufacturing tolerance on overall length is:

- <500mm +/- 5.00mm
- >500mm +/- 10.00mm



Critical length is the distance between hose mating faces. This must be 10% greater than the actual distance between the two corresponding fixed mating parts to avoid tensile stress whilst in service.

Active length is the length by which pressure and movement is absorbed by the flexible hose.

Hose Data:

The Elite range incorporates a non toxic liner manufactured from Ethylene Propylene Diene Monomer (EPDM). The liner has specifically been formulated to achieve longevity when used in closed water systems and subject to thermal endurance testing to simulate service life of not less than 10years. The hose and liner are identified by,

- Batch code and identification code for traceability.
- Red/Blue tracer for easy identification in service.

Insulation:

Elite range can be supplied fitted with a closed cell, nitrile elastomeric insulation layer, providing highly efficient method of insulating hot and cold water services, chilled water lines, and energy conservation and frost protection. Key attributes when used in residential or commercial buildings are:

- Reduce heat loss or gain by 80%
- Personnel protection against high surface temperatures
- Protect against freezing and surface aging
- Prevent against surface condensation
- Increase operational efficiency of heating, cooling and other fluid management systems
- Fire Rating: Class 0, BS 476 (UK), B2, DIN 4102 (Germany)

Ferrule Data:

The ferrule is integral part of the swage joint, between the end fitting and the flexible hose. The integrity of the ferrule must be maintained throughout its service.

Note: Do not use grippers or spanners to secure against the end connections.

The ferrule contains important information,

- Brand Name: Qualflex
- Temperature: 10 bar @ 85°C
- Date of manufacture: Year and month code

Month Coding

JAN	FEB	MAR	APR	MAY	JUN	JUL	AUG	SEP	OCT	NOV	DEC
A	B	C	F	G	H	L	N	P	S	T	V

Quality Assurance:

Hydraelectric is ISO 9001: 2008 certified by British Standards Institute under certification number FM592672. The Elite range is manufactured under strict quality assurance systems to ensure integrity. The following tables summaries the different tests available for product development and manufacturing; these are updated and subject to change.

TEST	Development	Production
Working Pressure	Material, Process & new Product.	QA Audit
Burst Pressure	Material, Process & new Product.	QA Audit
Thermal Ageing and Fatigue	Material, Process & new Product.	QA Audit
Tensile Pull Test	Material, Process & new Product.	Audit
Visual Compliance		100%
Overall length		100%

Installation:

Check the application does not exceed the rated temperature or pressure as stated for both continuous and transient variations. Flexible hoses should be installed by a competent plumber or engineer in accordance with standards and recommendations of BS 6700:2006. Installation guide parts 1 & 2 available on Hydraelectric website www.hydraelectric.com.

Chemical Resistance:

It is the responsibility of the installer to ensure the hose material is compatible with additives used in the final application. Chemical resistance information is available on the Hydraelectric website <http://www.hydraelectric.com/h/chemical-resistance>.

Ensure the pipe connection to Elite flexible hose range are free from solder fluxes; failure may impair service life and invalidate product warranty. The Elite range is suitable for use with chemical inhibitors which have been assessed and approved to the DWTA industry standard, for further information go to www.dtw.org.uk

Caution: Brass Fittings used on cold water lines will gather condensation and may become exposed to environments which are alkaline and corrosive, see installation guides for best practices.

Technical Assistance:

Please contact our Sales or Technical Support team on 0044 (0) 1932 334200, or visit our website www.hydraelectric.com.

Specification:

Stock Number	Description
1904126	12mm Bore Fan coil Hose 300mm 1/2" Female x 15mm Brass Pushfit
1904127	12mm Bore Fan coil Hose 450mm 1/2" Female x 15mm Brass Pushfit
1904128	19mm Bore Fan coil Hose 300mm 3/4" Female x 22mm Brass Pushfit
1904129	19mm Bore Fan coil Hose 450mm 3/4" Female x 22mm Brass Pushfit
1904130	12mm Bore Fan coil Hose 300mm 15mm Brass Pushfit x 15mm Brass Pushfit
1904131	12mm Bore Fan coil Hose 450mm 15mm Brass Pushfit x 15mm Brass Pushfit
1904132	19mm Bore Fan coil Hose 300mm 22mm Brass Pushfit x 22mm Brass Pushfit
1904134	19mm Bore Fan coil Hose 450mm 22mm Brass Pushfit x 22mm Brass Pushfit

