

# Standard MOV Varistor

## Square, 15mm

multicomp<sup>PRO</sup>

RoHS  
Compliant



### Description

Metal Oxide Varistor (MOV) as one nonlinear resistance element is mainly made of zinc oxide (ZnO), which has very high surge capacity and big nonlinear coefficient. Below the threshold voltage, its resistance is very high, nearly no current flows through, but above the threshold voltage, the resistance reduces sharply, huge current can be discharged. Due to this characteristic, varistor as a protection component in electronic and electrical equipment can absorb abnormal over-voltage and lightning surge.

Varistor is with High Surge Current Density, Low Clamping Voltage, and Good Surge Capacity. It can also be customized as required.

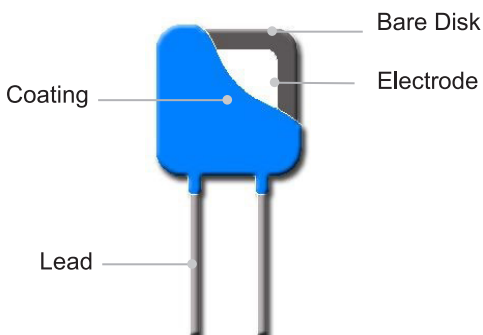
### Applications

- Power Supplies
- Home Electrical Appliances
- Industrial Devices
- Surge Protectors
- Telecom Devices

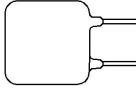
### Features

- Epoxy Resin Coating
- Silicone Resin Coating
- Low Leakage Current
- Bidirectional and Symmetrical V/I Characteristics
- Operating Temperature Range  
Low Temperature: -40 °C  
High Temperature: +85°C

### Product Structure



### Lead Types

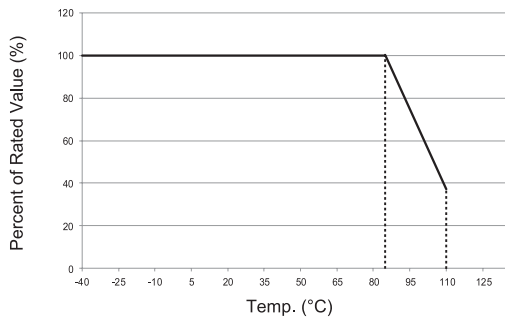
Lead Types		Codes
	Straight Lead	A

# Standard MOV Varistor

## Square, 15mm

**multicomp** PRO

### Temp. Derating Curve



For Normal Temp. Series

Note:

When ambient Temp. exceeds 85°C, the peak surge current and energy rating should be reduced as shown in the left curve.

### General Technical Data

Item	Value	Unit
Operating Temperature	-40 to +85	°C
Storage Temperature	-40 to +125	°C
Voltage Proof	≥2500	Vac
Insulation Resistance	≥100	MΩ

Item	Description
<b>V<sub>N</sub></b>	<b>Nominal Varistor Voltage</b> Voltage, at specified D.C. current used as a reference point in the component characteristics.
<b>I<sub>L</sub></b>	<b>Leakage Current</b> Measuring at 75% of varistor voltage.
<b>UCT</b>	<b>Upper Category Temp.</b> Max. ambient temp. for which a varistor has been designed to operate continuously.
<b>UCT</b>	<b>Lower Category Temp.</b> Minimum ambient temp. at which a varistor has been designed to operate continuously.
<b>Max. Peak Current</b>	<b>Max. Peak Current</b> Max. current per pulse, which may be passed by a varistor at an ambient temp. of 25 °C, for a given number of pulses.
<b>V<sub>c</sub></b>	<b>Clamping Voltage</b> Peak voltage developed across the varistor terminations under standard atmospheric conditions, when passing an 8/20 μs class current pulse.
<b>Voltage Proof</b>	<b>Voltage Proof</b> Max. peak voltage, which may be applied under continuous operating conditions between the varistor terminations and any conducting mounting surface (Applicable only to insulated varistors).
<b>C<sub>v</sub></b>	<b>Capacitance</b> Capacitance across the MOV measured at a specified frequency and voltage.
<b>V<sub>ac</sub></b>	<b>Max. Continuous a.c. Voltage</b> Max. a.c. r.m.s. voltage of a substantially sinusoidal waveform (less than 5% total harmonic distortion) which can be applied to the component under continuous operating conditions at 25°C.
<b>V<sub>dc</sub></b>	<b>Max. Continuous d.c. Voltage</b> Max. d.c. voltage (with less than 5% ripple) which can be applied to the component under continuous operating conditions at an ambient temp. of 25°C.

**multicomp** PRO

# Standard MOV Varistor

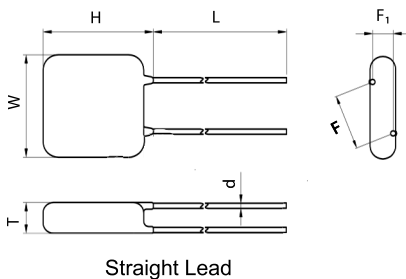
## Square, 15mm

**multicomp** PRO

### Dimensions

Model	L (Min.)	W (Max.)	H (Max.)	T (Max.)	d	F	F <sub>1</sub>	A (Max.)
MPV15S820KNK	20	17	20	4.8	1 ±0	10 ±0.6	1.3 - 2.8	22.5
MPV15S241KNK				5.2			1.7 - 3.4	
MPV15S271KNK				5.4			1.8 - 3.5	
MPV15S391KNK				6.1			2.2 - 4.2	
MPV15S431KNK				6.4			2.5 - 4.5	
MPV15S471KNK				6.6			2.7 - 4.7	
MPV15S511KNK				6.8			2.9 - 4.9	
MPV15S621KNK				7.5			3.5 - 5.5	
MPV15S681KNK				7.8			3.9 - 5.9	

### Diagram



### Specification

Model	Max. Continuous Operating Voltage		Varistor Voltage @1 mA DC		Clamping Voltage (Max.)		Max. Discharge Current (8/20 μs)		Max. Energy (10/1000 μs)	Typical Capacitance (For reference only) @1 kHz
	V <sub>ac</sub>	V <sub>dc</sub>	Min.	Max.	V <sub>c</sub>	I <sub>p</sub>	I <sub>n</sub>	I <sub>max</sub>	I <sub>max</sub>	(pF)
	(V)	(V)	(V)	(V)	(V)	(V)	(kA)		(J)	
MPV15S820KNK	50	65	74	90	135	75	5	10	43	4000
MPV15S241KNK	150	200	216	264	395				134	1350
MPV15S271KNK	175	225	243	297	455				158	1200
MPV15S391KNK	250	320	351	429	650				224	800
MPV15S431KNK	275	350	387	473	710				248	750
MPV15S471KNK	300	385	423	517	775				280	680
MPV15S511KNK	320	415	459	561	845				300	630
MPV15S621KNK	385	505	558	682	1025				310	530
MPV15S681KNK	420	560	612	748	1120				320	500

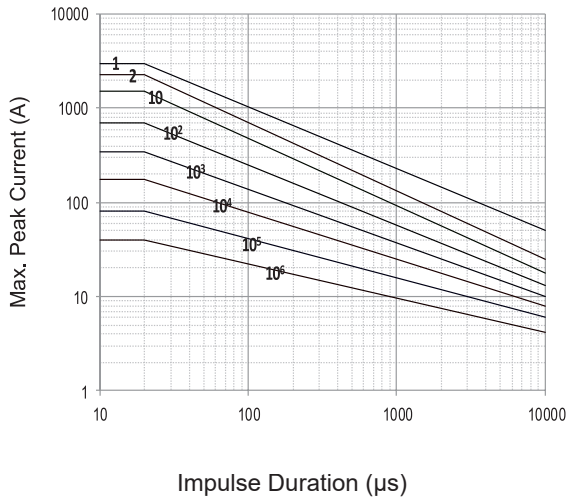
Newark.com/multicomp-pro  
 Farnell.com/multicomp-pro  
 sg.element14.com/b/multicomp-pro

**multicomp** PRO

# Standard MOV Varistor Square, 15mm

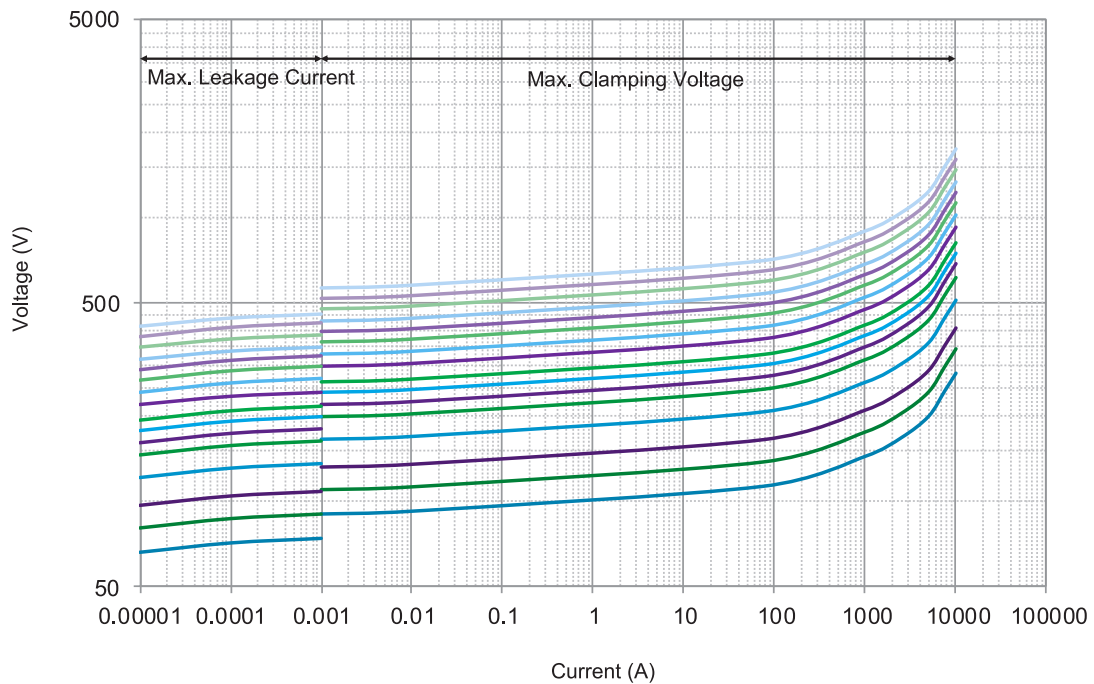
## Performance Curve

Max. Peak Current Derating Curves



Note: 1, 2, 10, 10<sup>2</sup>, 10<sup>3</sup>, 10<sup>4</sup>, 10<sup>5</sup>, 10<sup>6</sup> Stand for Repetitions.

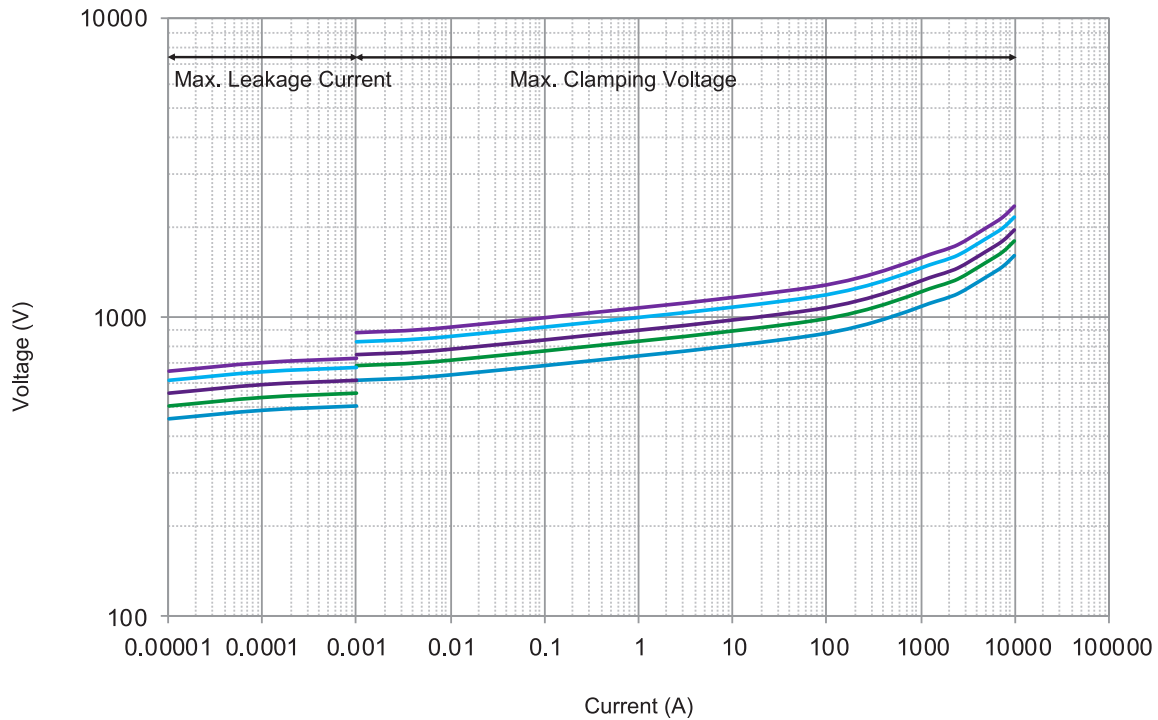
## Voltage-Current Characteristic Curves



# Standard MOV Varistor

## Square, 15mm

**multicomp** PRO



### Part Number Table

Description	Part Number
Varistor, 820V	MPV15S820KNK
Varistor, 240V	MPV15S241KNK
Varistor, 270V	MPV15S271KNK
Varistor, 390V	MPV15S391KNK
Varistor, 430V	MPV15S431KNK
Varistor, 470V	MPV15S471KNK
Varistor, 510V	MPV15S511KNK
Varistor, 620V	MPV15S621KNK
Varistor, 680V	MPV15S681KNK

**Important Notice :** This data sheet and its contents (the "Information") belong to the members of the AVNET group of companies (the "Group") or are licensed to it. No licence is granted for the use of it other than for information purposes in connection with the products to which it relates. No licence of any intellectual property rights is granted. The Information is subject to change without notice and replaces all data sheets previously supplied. The Information supplied is believed to be accurate but the Group assumes no responsibility for its accuracy or completeness, any error in or omission from it or for any use made of it. Users of this data sheet should check for themselves the Information and the suitability of the products for their purpose and not make any assumptions based on information included or omitted. Liability for loss or damage resulting from any reliance on the Information or use of it (including liability resulting from negligence or where the Group was aware of the possibility of such loss or damage arising) is excluded. This will not operate to limit or restrict the Group's liability for death or personal injury resulting from its negligence. Multicomp Pro is the registered trademark of Premier Farnell Limited 2019.

Newark.com/multicomp-pro  
 Farnell.com/multicomp-pro  
 sg.element14.com/b/multicomp-pro

**multicomp** PRO