



## Main

Range	TeSys
Product name	TeSys VARIO
Device short name	VCF
Product or component type	Enclosed emergency stop switch disconnecter
Performance level	High performance
Poles description	3P
Control type	Rotary handle
Handle colour	Red
Handle front plate colour	Yellow
Rotary handle padlocking	1 to 3 padlocks 4...8 mm

## Complementary

Marking	0 - 1
[Ue] rated operational voltage	690 V AC
[Uimp] rated impulse withstand voltage	8 kV
[Ithe] conventional enclosed thermal current	25 A
[Ie] rated operational current	21.8 A (AC-23A) at 400 V
Rated operational power in W	11 kW at 400 V (AC-23) 7.5 kW at 400 V (AC-3)
Intermittent duty class	30
Making capacity ( I rms)	320 A at 400 V AC-21A 320 A at 400 V AC-22A 320 A at 400 V AC-23A
[Icm] rated short-circuit making capacity	1 kA at 400 V at Ipeak
[Icw] rated short-time withstand Rms current	384 A at 400 V duration: 1 s
Rated conditional short-circuit current	10 KA at 400 V - associated fuse 35 A aM 10 kA at 400 V - associated fuse 35 A gG
Breaking capacity	250 A at 400 V (AC-21A) 250 A at 400 V (AC-22A) 250 A at 400 V (AC-23A)
Mechanical durability	100000 cycles
Electrical durability	100000 Cycles AC-21 30000 cycles DC-1...5
Environmental characteristic	Standard environment
Suitability for isolation	Yes
Connections - terminals	Screw clamp terminals 10 mm <sup>2</sup> - solid Screw clamp terminals 6 mm <sup>2</sup> - flexible - with cable end
Tightening torque	2.1 N.m - on screw clamp terminals
Fire resistance	960 °C conforming to IEC 60595-2-1
Handle front plate dimension	60 x 60 mm
Height	146 mm
Width	90 mm
Depth	131 mm
Net weight	0.5 kg

The information provided in this documentation contains general descriptions and/or technical characteristics of the performance of the products contained herein. This documentation is not intended as a substitute for and is not to be used for determining suitability or reliability of these products for specific user applications. It is the duty of any such user or integrator to perform the appropriate and complete risk analysis, evaluation and testing of the products with respect to the relevant specific application or use thereof. Neither Schneider Electric Industries SAS nor any of its affiliates or subsidiaries shall be responsible or liable for misuse of the information contained herein.




## Environment

Standards	IEC 60204 IEC 60947-4-1
Protective treatment	TC
IP degree of protection	IP65 conforming to IEC 60529
Mechanical robustness	Vibrations 10...150 Hz (1 gn) conforming to IEC 60068-2-6 Shocks 11 ms (30 Gn) conforming to IEC 60068-2-27
Ambient air temperature for operation	-20...50 °C

## Packing Units

Unit Type of Package 1	PCE
Number of Units in Package 1	1
Package 1 Height	11 cm
Package 1 Width	14.5 cm
Package 1 Length	15.8 cm
Package 1 Weight	471 g
Unit Type of Package 2	S03
Number of Units in Package 2	7
Package 2 Height	30 cm
Package 2 Width	30 cm
Package 2 Length	40 cm
Package 2 Weight	3.777 kg
Unit Type of Package 3	P06
Number of Units in Package 3	56
Package 3 Height	80 cm
Package 3 Width	80 cm
Package 3 Length	60 cm
Package 3 Weight	40.524 kg

## Offer Sustainability

Sustainable offer status	Green Premium product
REACH Regulation	 <a href="#">REACH Declaration</a>
EU RoHS Directive	Compliant with Exemptions
Toxic heavy metal free	Yes
Mercury free	Yes
China RoHS Regulation	 <a href="#">China RoHS Declaration</a>
RoHS exemption information	 <a href="#">Yes</a>
Environmental Disclosure	 <a href="#">Product Environmental Profile</a>
Circularity Profile	No need of specific recycling operations
WEEE	The product must be disposed on European Union markets following specific waste collection and never end up in rubbish bins

## Contractual warranty

Warranty	18 months
----------	-----------