



Features

- Low Zener Impedance
- Power Dissipation of 500mW
- High Stability and High Reliability

Mechanical Data

- SOD-123 Small Outline Plastic Package
- Polarity: Color band denotes cathode end
- Mounting Position: Any
- Zener Voltage: 2.4V to 51V
- Power Dissipation: 500mW

Maximum Ratings @ T_A = 25°C unless otherwise specified

Characteristic	Symbol	Value	Unit
Max. Forward Voltage @ I _F = 10mA (Note 2)	V _F	0.9	V
Junction Temperature (Note 1)	P _D	500	mW
Storage Temperature Range	T _{STG}	-65 to +150	°C

Notes:

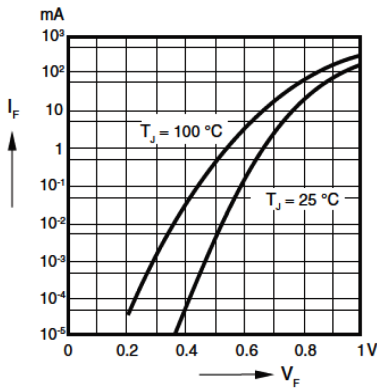
1. Device mounted on ceramic PCB: 7.6mm × 9.4mm × 0.87mm with pad areas 25mm²
2. Short duration test pulse used to minimize self-heating effect

Specification Table

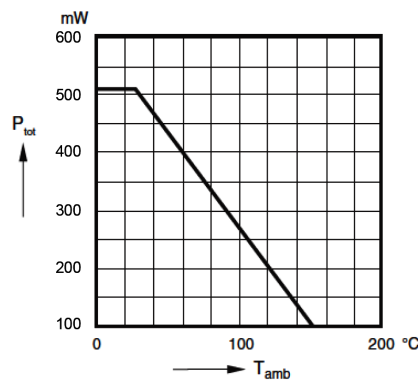
Part Number	Marking	Zener Voltage Range				Maximum Zener Impedance			Maximum Reverse Current	
		V _Z @ I _{ZT}			I _{ZT} mA	Z _{ZT@I_{ZT}} Ω	Z _{ZK@I_{ZK}} Ω	I _{ZK} mA	I _R μA	V _R V
		Nom(V)	Min(V)	Max(V)						
BZT52C10+	NF	10	9.4	10.6	5	20	150	1	0.2	7
BZT52C18+	NP	18	16.8	19.1	5	45	225	1	0.1	12.6
BZT52C33+	PB	33	31	35	2	80	325	0.5	0.1	23.1
BZT52C3V9+	MP	3.9	3.7	4.1	5	90	600	1	3	1
BZT52C4V7+	MX	4.7	4.4	5	5	80	500	1	3	2
BZT52C5V1+	MY	5.1	4.8	5.4	5	60	480	1	2	2

Part Number	Typical Temperature Coefficient @ I _{ZTC} = mV/°C		Test Current I _{ZTC}
	Min.	Max.	mA
BZT52C10+	4.5	8	5
BZT52C18+	12.4	16	5
BZT52C33+	27.4	33.4	2
BZT52C3V9+	-3.5	0	5
BZT52C4V7+	-3.5	0.2	5
BZT52C5V1+	-2.7	1.2	5

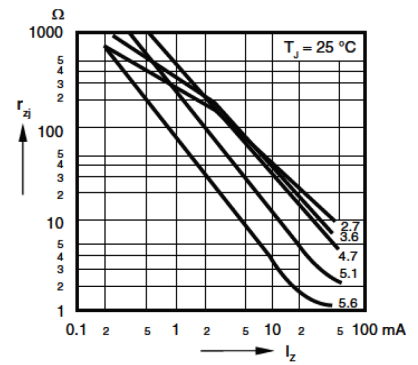
Rating and Characteristic Curves



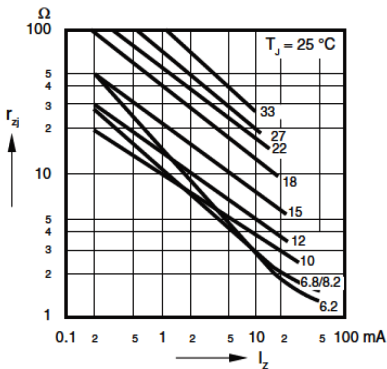
Forward Characteristics



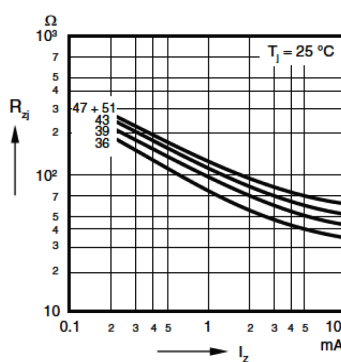
Admissible Power Dissipation Vs. Ambient Temperature



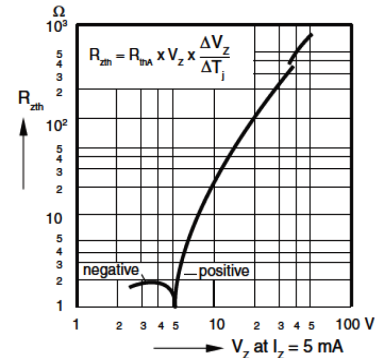
Dynamic Resistance Vs. Zener Current



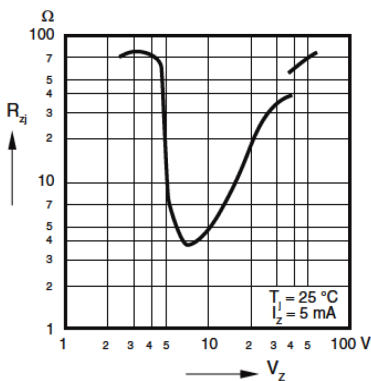
Dynamic Resistance Vs. Zener Current



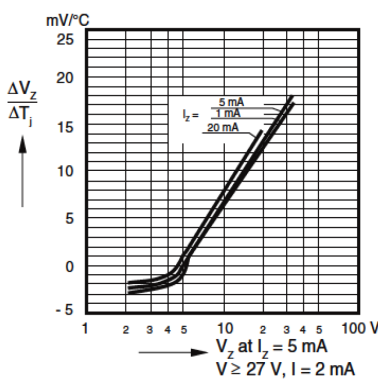
Dynamic Resistance Vs. Zener Current



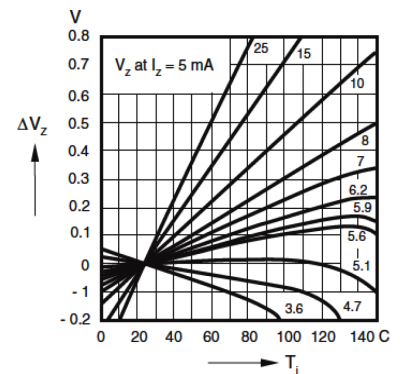
Thermal Differential Resistance Vs. Zener Voltage



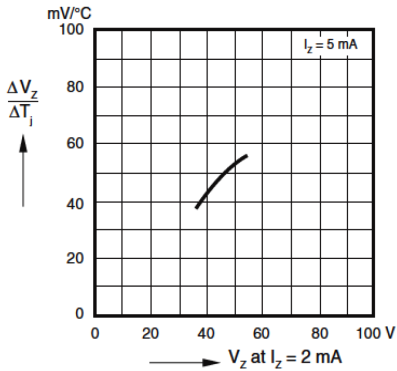
Dynamic Resistance Vs. Zener Voltage



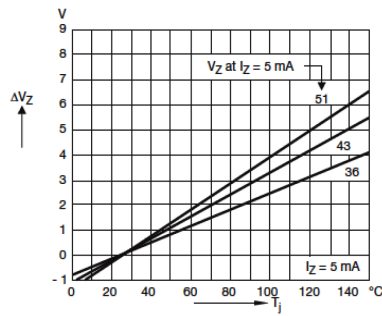
Temperature Dependence of Zener Voltage Vs. Zener Voltage



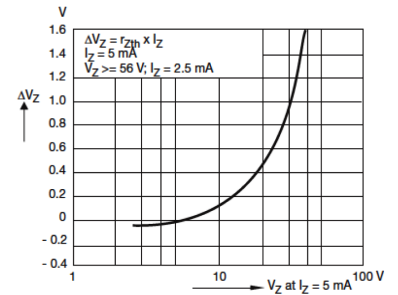
Change of Zener Voltage Vs. Junction Temperature



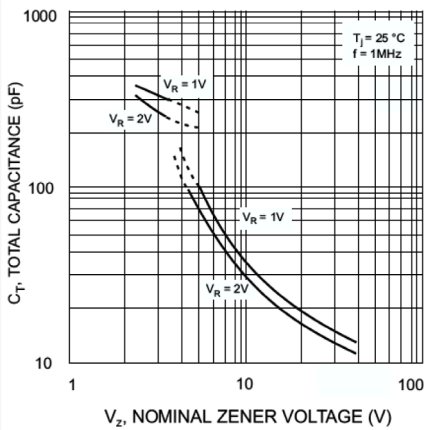
Temperature Dependence of Zener Voltage Vs. Zener Voltage



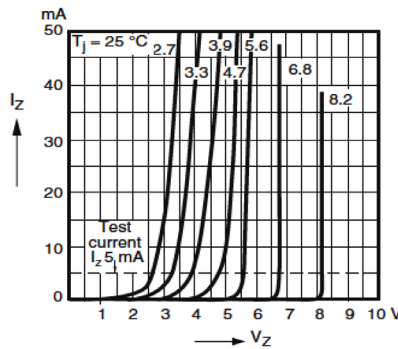
Change of Zener Voltage Vs. Junction Temperature



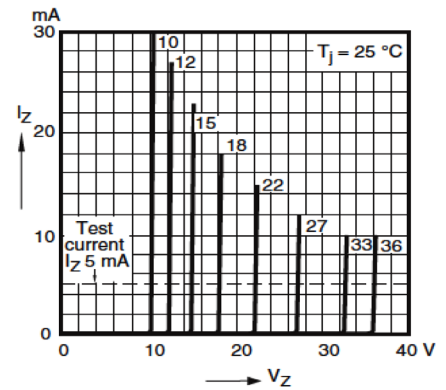
Change of Zener Voltage from Turn-on up to the point of Thermal Equilibrium Vs. Zener Voltage



Total capacitance Vs Nominal Zener Voltage



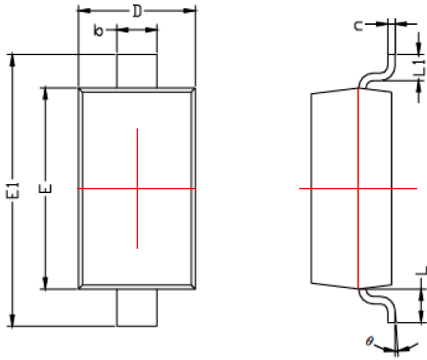
Breakdown Characteristics



Breakdown Characteristics

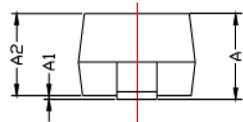
Dimensions:

SOD-123



Symbol	Dimensions	
	Min.	Max.
A	1.02	1.25
A1	0	0.1
A2	1.05	1.15
b	0.45	0.65
c	0.08	0.15
D	1.5	1.7

Symbol	Dimensions	
	Min.	Max.
E	2.6	2.8
E1	3.55	3.85
L	0.5 REF	
L1	0.25	0.45
θ	0°	8°



Dimensions : Millimetres

Part Number Table

Description	Part Number
Zener - Single 500mW 10V SOD-123	BZT52C10+
Zener - Single 500mW 18V SOD-123	BZT52C18+
Zener - Single 500mW 33V SOD-123	BZT52C33+
Zener - Single 500mW 3.9V SOD-123	BZT52C3V9+
Zener - Single 500mW 4.7V SOD-123	BZT52C4V7+
Zener - Single 500mW 5.1V SOD-123	BZT52C5V1+

Important Notice : This data sheet and its contents (the "Information") belong to the members of the AVNET group of companies (the "Group") or are licensed to it. No licence is granted for the use of it other than for information purposes in connection with the products to which it relates. No licence of any intellectual property rights is granted. The Information is subject to change without notice and replaces all data sheets previously supplied. The Information supplied is believed to be accurate but the Group assumes no responsibility for its accuracy or completeness, any error in or omission from it or for any use made of it. Users of this data sheet should check for themselves the Information and the suitability of the products for their purpose and not make any assumptions based on information included or omitted. Liability for loss or damage resulting from any reliance on the Information or use of it (including liability resulting from negligence or where the Group was aware of the possibility of such loss or damage arising) is excluded. This will not operate to limit or restrict the Group's liability for death or personal injury resulting from its negligence. Multicomp Pro is the registered trademark of Premier Farnell Limited 2019.