


Glass Passivated 3 Phase Bridge Rectifier



Features

- Glass passivated chip, high reliability
- Low forward voltage drop
- Insulation voltage 2,500V
- Small size and light weight
- Small thermal resistance, high thermal conductivity and low temperature rise

Applications

- Power supply of DC equipment
- Input rectifier for PWM converter
- DC motor

Maximum Ratings And Electrical Characteristics

Rating at 25°C ambient temperature unless otherwise specified.

Single phase, half wave, 60Hz, resistive or inductive load.

For capacitive load, derate current by 20%

Characteristic	Symbol	HGBJ2508	HGBJ2510	HGBJ2512	HGBJ2516	Unit
Voltage Ratings						
Peak Repetitive Voltage	V _{RRM}	800	1,000	1,200	1,600	V
Peak Non-Repetitive Reverse Voltage	V _{RSM}	900	1,100	1,300	1,700	
Forward Conduction						
Maximum Average Forward Rectified Current @T _c = 110°C	I _{F(AV)}	25				A
Peak Forward Surge Current t=8.3ms at 60Hz	I _{FSM}	350				
I ² t Rating for Fusing	I ² t	508				A ² s
Maximum Forward Voltage drop per element at 12.5A Peak	V _F	1.1				V
Reverse peak current V _R = V _{RRM} @ T _J = 25°C V _R = V _{RRM} @ T _J = 150°C	I _R	5 3				μA mA
RMS Isolation Voltage from Case to Lead	V _{ISO}	2,500				V
Typical Thermal Resistance (Note1)	R _{θJC}	0.8				°C/W
Mounting torque M3	M _d	0.8				N.m
Weight	W _t	10				g
Thermal Characteristics						
Operating Temperature Range	T _J	-55 to +150				°C
Storage Temperature Range	T _{STG}					

- Notes:** 1. Thermal resistance junction to case.
2. The typical data above is for reference only

Glass Passivated 3 Phase Bridge Rectifier

Rating and Characteristic Curves

FIG.1-FORWARD CURRENT DERATING CURVE

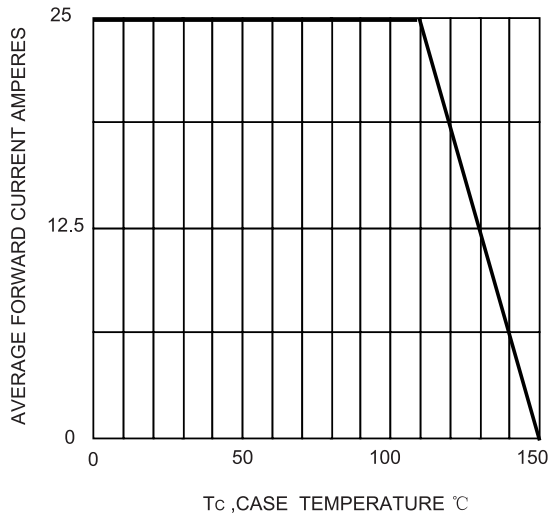


FIG.2-TYPICAL FORWARD CHARACTERISTICS

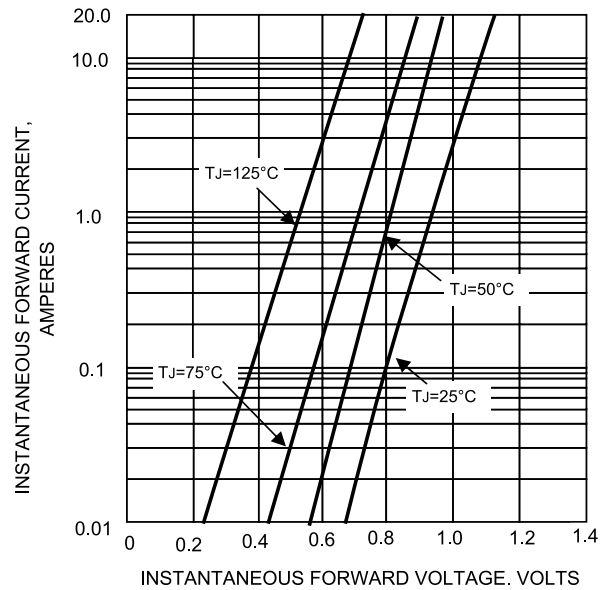


FIG.3-MAXIMUM NON-REPETITIVE PEAK FORWARD SURGE CURRENT

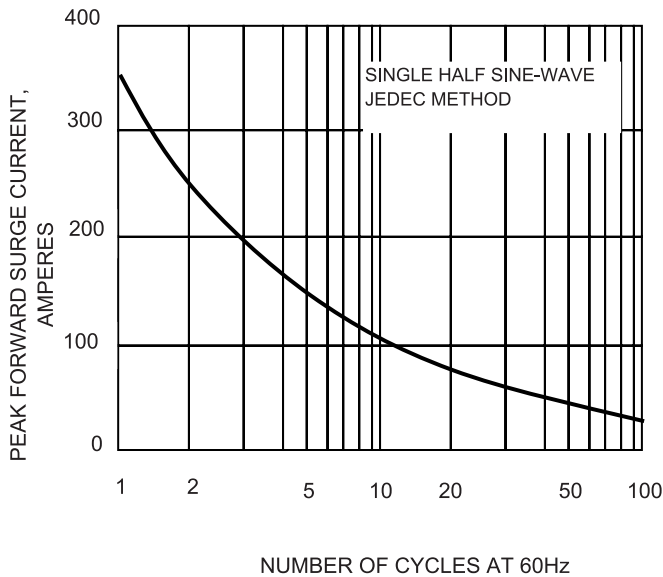
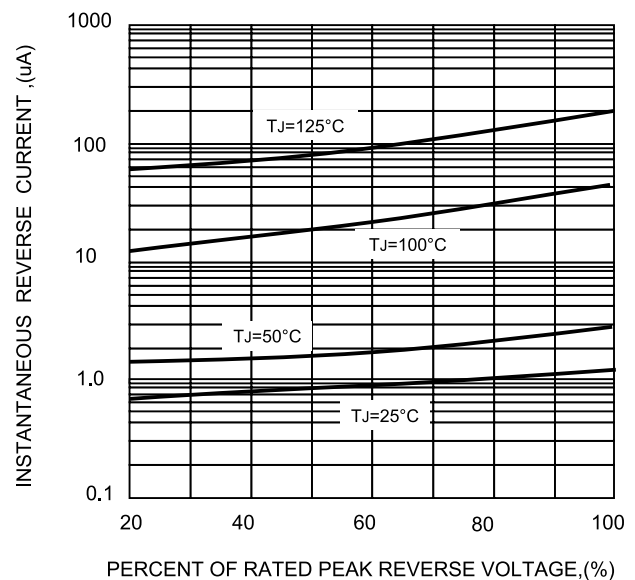
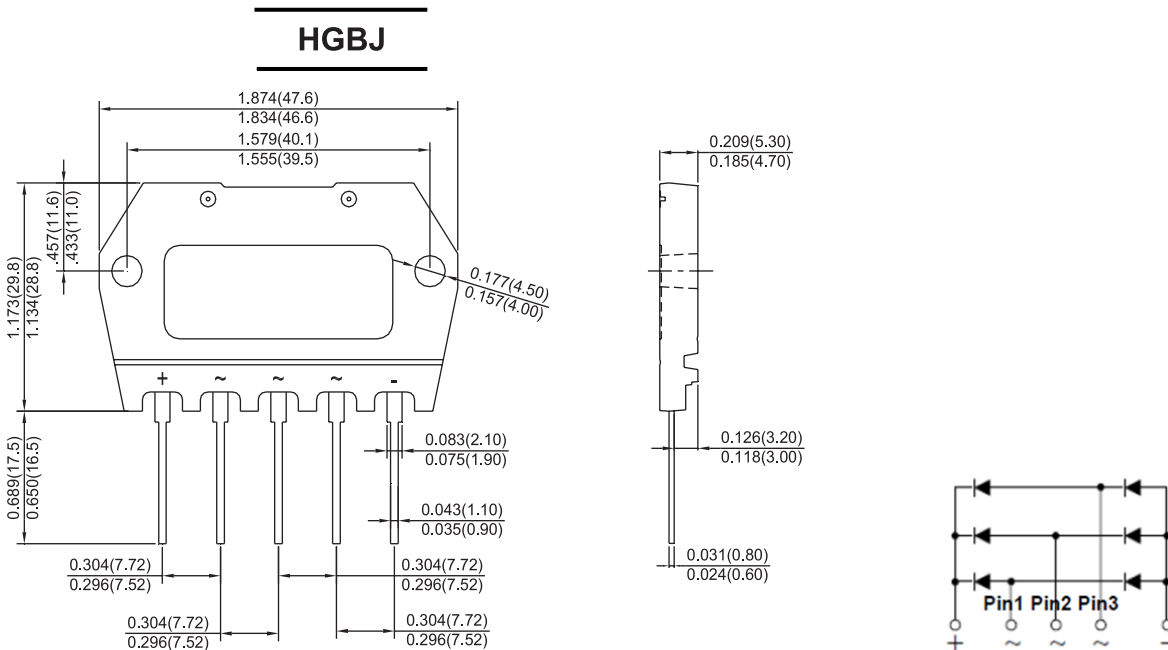


FIG.4-TYPICAL REVERSE CHARACTERISTICS



Glass Passivated 3 Phase Bridge Rectifier

Dimension:



Dimensions : Inches (Millimetres)

Part Number Table

Description	Part Number
Glass Passivated 3 Phase Bridge Rectifier	HGBJ2508
	HGBJ2510
	HGBJ2512
	HGBJ2516

Important Notice : This data sheet and its contents (the "Information") belong to the members of the AVNET group of companies (the "Group") or are licensed to it. No licence is granted for the use of it other than for information purposes in connection with the products to which it relates. No licence of any intellectual property rights is granted. The Information is subject to change without notice and replaces all data sheets previously supplied. The Information supplied is believed to be accurate but the Group assumes no responsibility for its accuracy or completeness, any error in or omission from it or for any use made of it. Users of this data sheet should check for themselves the Information and the suitability of the products for their purpose and not make any assumptions based on information included or omitted. Liability for loss or damage resulting from any reliance on the Information or use of it (including liability resulting from negligence or where the Group was aware of the possibility of such loss or damage arising) is excluded. This will not operate to limit or restrict the Group's liability for death or personal injury resulting from its negligence. Multicomp Pro is the registered trademark of Premier Farnell Limited 2019.