


LED PANEL LIGHT



P 46 SERIES



Application

Office, Cabins, Passageways, Galleys, Cafeterias

Material

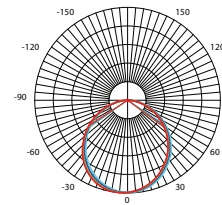
Aluminium housing, comes with high-efficiency light guide

Weight

3.1Kg (with driver)


Key Features

- Easy installation, super slim design for recessed mount application
- High efficiency and with long service life of 50,000 hours @ 40°C (Ta)
- Safety, EMC and IEC compliance



Height	AVR E	Diameter
1.00m	408.10lx	292.09cm
2.00m	102.10lx	584.18cm
3.00m	45.10lx	876.27cm
4.00m	25.10lx	1168.36cm
5.00m	16.10lx	1460.45cm


Angle: 111.2°



TECHNICAL SPECIFICATIONS



Ideal Replacement:



BH Code	Type	IP Rating	Main Voltage	Power	CCT	Input Current	CRI Index	Ambient Temp (Ta)	System Lumen
LAP465A	P46A	IP20	100V - 240V AC	46W	5000K	193mA	80	-20°C ~ +40°C	3800lm

Also available in other CCT.

