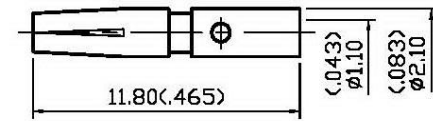
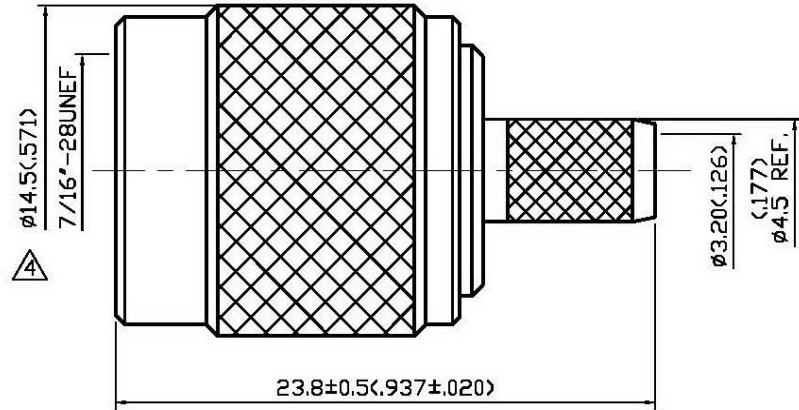
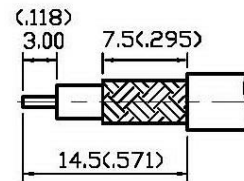


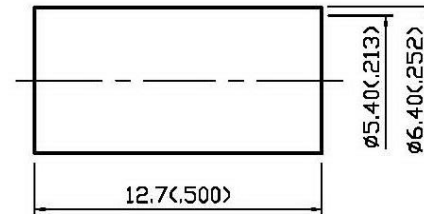
NO	DESCRIPTION	DATE
⚠	BACKGROUND FORMAT UPDATED	09.18.03'
⚠	BACKGROUND FORMAT UPDATED	12.08.08'
⚠	ADD 1.3 , 1.4 , 1.5 RG58U → LMR195 DEL CABLE RETENTION	05.18.09'
⚠	WORKING VOLTAGE → VOLTAGE RATING DEL PROOF VOLTAGE ø15.0 → ø14.5	11.29.13'



12/03/2013



STRIPPING DIMENSION
SCALE 2:1



1.0 ELECTRICAL

- 1.1 FREQUENCY RANGE: DC-6 GHz
- 1.2 NOMINAL IMPEDANCE: 50 OHMS
- 1.3 VOLTAGE RATING: 500 VOLTS MAX. ⚠⚠
- 1.4 VSWR: 1.5 MAX. @3 GHz ⚠

2.0 MATERIALS

- 2.1 BODIES: BRASS PER JIS-C3604
- 2.2 CENTER CONTACT: BRASS PER JIS-C3804
- 2.3 INSULATION: TEFLON PER ASTM D1457 AND ASTM D1710
- 2.4 CRIMP FERRULE: BRASS PER JIS-C2700

3.0 FINISHES AND OTHERS

3.1 SEE BELOW TABLE FOR DETAILS.

4.0 MECHANICAL

- 4.1 FOR USE WITH LMR195 OR SIMILAR STYLE CABLE ⚠
- 4.2 CABLE ATTACHMENT: OUTER: CRIMP, INNER: SOLDER/CRIMP
- 4.3 CRIMP SIZE REQUIRED: CONTACT: 1.8(.071) HEX. CRIMP TOOL
FERRULE: 5.5(.216) HEX. CRIMP TOOL

5.0 ENVIRONMENTAL

5.1 OPERATING TEMPERATURE RANGE: -20° C TO +80° C

NO	DESCRIPTION	MATERIAL	Q'TY	FINISH
7	CRIMP FERRULE	BRASS	1	NICKEL
6	CENTER CONTACT	BRASS	1	GOLD
5	BODY	BRASS	1	NICKEL 100μ" MIN.
4	WASHER	BRASS	1	NONE
3	GASKET	RUBBER	1	RED
2	INSULATION	TEFLON	1	NONE
1	SHELL	BRASS	1	NICKEL 100μ" MIN.



APPROVED by _____ DATE: _____

DESCRIPTION		RP-TNC STRAIGHT PLUG CRIMP								
製圖	DRAWN	TOLERANCE	品名	32-01-1	T.G.N	58U	日期	DATE	版次	REV.
檢圖	CHECK	.X ±0.2	TITLE	\ROHS COMPLIANT			<50Ω	04.14.99'	A-4	
認圖	APPROVAL	.XX ±0.1	單位	DWG.NO.	32-0030					
定	Angela	.XXX ±0.05	mm(In)							
	Angela	ANGLE ±5°	SCALE							
			比例	4:1						