



Main

Range	TeSys
Product Name	TeSys VARIO
Device Short Name	V
Product Type	Switch body

Complementary

Mounting Support	Symmetrical rail Plate
Performance Level	High performance
Number of Poles	3P
Contact Type and Composition	3 NO
Network type	AC DC
Network frequency	50/60 Hz
[Ue] IEC Rated Operational Voltage	690 V AC 50/60 Hz
IEC Rated Operational Power in W	22 KW at 230...240 V (AC-3) 30 KW at 400...415 V (AC-3) 30 KW at 690 V (AC-3) 37 KW at 500 V (AC-3) 37 KW at 690 V (AC-23A) 45 KW at 500 V (AC-23A) 22 KW at 230...240 V (AC-23A) 37 kW at 400...415 V (AC-23A)
[Ie] Rated Operational Current	68.5 A AC-23 Ue: 400 V
[Ith] Conventional Free Air Thermal Current	125 A
[Ithe] Conventional Enclosed Thermal Current	100 A
Making capacity (I Rms)	1250 A at 400 V AC-21A 1250 A at 400 V AC-22A 1250 A at 400 V AC-23A
Breaking Capacity	1000 A at 400 V (AC-21A) 1000 A at 400 V (AC-22A) 1000 A at 400 V (AC-23A)
Rated Conditional Short Circuit Current	10 KA at 400 V - associated fuse 125 A aM 10 kA at 400 V - associated fuse 125 A gG
[Icm] Rated Short Circuit Making Capacity	2.8 kA at 400 V at Ipeak
Intermittent duty class	30
Suitability for isolation	Yes
[Uimp] rated impulse withstand voltage	8 kV
[Icw] rated short-time withstand Rms current	1500 A at 400 V duration: 1 s
Mechanical Durability	30000 cycles
Electrical Durability	30000 Cycles AC-21 30000 cycles DC-1...5
IEC Terminal Connection	Power circuit: screw clamp terminals 70 mm ² - flexible - with cable end Power circuit: screw clamp terminals 95 mm ² - solid
Tightening Torque	Power circuit: 22.6 N.m - on screw clamp terminals

The information provided in this documentation contains general descriptions and/or technical characteristics of the performance of the products contained herein. This documentation is not intended as a substitute for and is not to be used for determining suitability or reliability of these products for specific user applications. It is the duty of any such user or integrator to perform the appropriate and complete risk analysis, evaluation and testing of the products with respect to the relevant specific application or use thereof. Neither Schneider Electric Industries SAS nor any of its affiliates or subsidiaries shall be responsible or liable for misuse of the information contained herein.

Height	125 mm
Width	90 mm
Depth	90 mm
Product Weight	0.9 kg





Environment

Standards	IEC 60947-3
Product Certifications	UL[RETURN]CSA[RETURN]GL[RETURN]UKCA
Degree of Protection	IP20 conforming to IEC 60529
Protective Treatment	TC
Mechanical Robustness	Vibrations 10...150 Hz (1 gn) conforming to IEC 60068-2-6 Shocks 11 ms (30 Gn) conforming to IEC 60068-2-27
Ambient Air Temperature for Operation	-20...50 °C
Fire Resistance	960 °C conforming to IEC 60695-2-1

Packing Units

Unit Type of Package 1	PCE
Number of Units in Package 1	1
Package 1 Height	10.4 cm
Package 1 Width	11.4 cm
Package 1 Length	13.3 cm
Package 1 Weight	903.0 g
Unit Type of Package 2	S02
Number of Units in Package 2	6
Package 2 Height	15.0 cm
Package 2 Width	30.0 cm
Package 2 Length	40.0 cm
Package 2 Weight	5.761 kg
Unit Type of Package 3	P06
Number of Units in Package 3	96
Package 3 Height	75.0 cm
Package 3 Width	60.0 cm
Package 3 Length	80.0 cm
Package 3 Weight	100.176 kg

Offer Sustainability

Sustainable offer status	Green Premium product
REACH Regulation	 REACH Declaration
EU RoHS Directive	Compliant with Exemptions
Toxic heavy metal free	Yes
Mercury free	Yes
China RoHS Regulation	 China RoHS Declaration
RoHS exemption information	 Yes
Environmental Disclosure	 Product Environmental Profile
Circularity Profile	No need of specific recycling operations
WEEE	The product must be disposed on European Union markets following specific waste collection and never end up in rubbish bins
PVC free	Yes
Halogen content performance	Halogen free product

Contractual warranty

Warranty	18 months
----------	-----------