


48 x 48mm Analogue Moving Iron Meters for AC
48 x 48mm Analogue Moving Coil Meters for DC




Specifications:

Standards:	IEC51, BS89, DIN 43780, VDE 0410
Enclosure:	ABS & Polycarbonate Base Material UL 94VL Case & Terminal protection material UL 94VO Scale division markings DIN 43802
Accuracy:	Class 1.5 (+/- 1.5% Maximum error)
Overload:	Current 1.2 x In or Un for 2 Hours 10 x In or Un for 5 seconds
Voltage:	Current 1.2 x In or Un for 2 Hours 10 x In or Un for 5 seconds
Insulation Test:	2KV 50/60Hz for 1 minute
Temperature:	Working temperature -25 - +50 degrees Centigrade

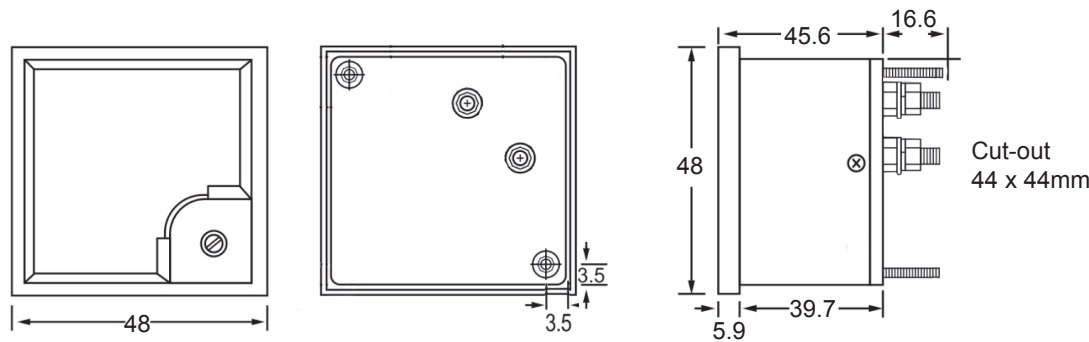


- ① Accessories
- ② External and Cut-out Dimension
- ③ Connection Diagrams
- ④ Installation

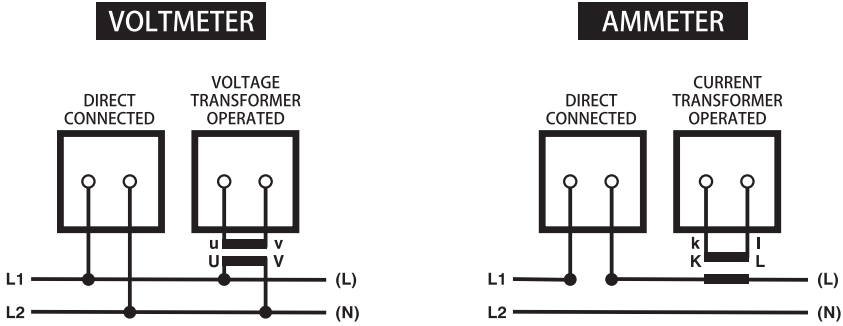
① Accessories: Terminal Cover, Mounting Holders, Screws



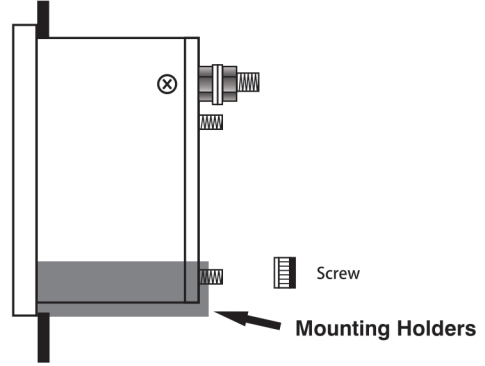
② External and Cut-out Dimensions




③ Connection Diagrams



④ The meter is fixed in the panel by two screw holders situated on arbitrary opposite corners of the case.



48 x 48mm Analogue Moving Iron Meters for AC
48 x 48mm Analogue Moving Coil Meters for DC




- ① Accessories
- ② External and Cut-out Dimension
- ③ Connection Diagrams
- ④ Installation

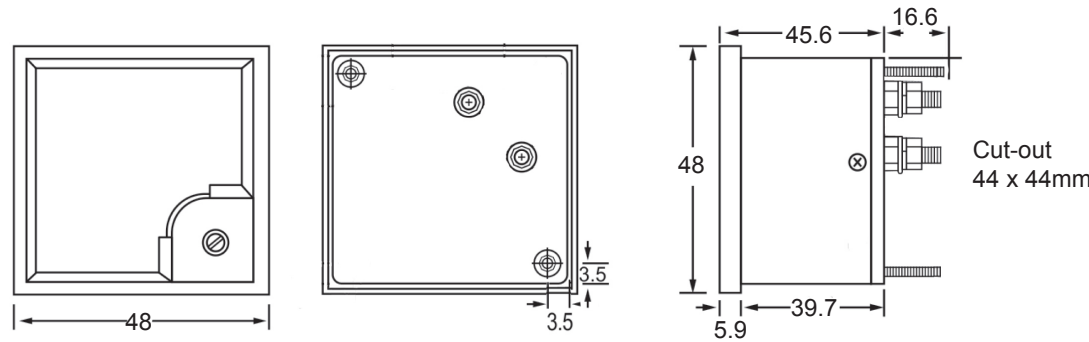
Specifications:

Standards:	IEC51, BS89, DIN 43780, VDE 0410
Enclosure:	ABS & Polycarbonate Base Material UL 94VL Case & Terminal protection material UL 94VO Scale division markings DIN 43802
Accuracy:	Class 1.5 (+/- 1.5% Maximum error)
Overload:	Current 1.2 x In or Un for 2 Hours 10 x In or Un for 5 seconds
Voltage:	Current 1.2 x In or Un for 2 Hours 10 x In or Un for 5 seconds
Insulation Test:	2KV 50/60Hz for 1 minute
Temperature:	Working temperature -25 - +50 degrees Centigrade

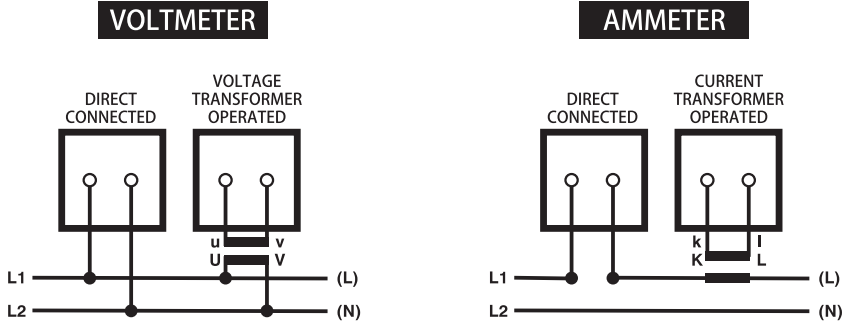
① Accessories: Terminal Cover, Mounting Holders, Screws



② External and Cut-out Dimensions



③ Connection Diagrams



④ The meter is fixed in the panel by two screw holders situated on arbitrary opposite corners of the case.

