



**elipse**  
**integra**  
The 3/4 Mask  
system



# ELIPSE INTEGRA COMBINED EYE AND RESPIRATORY PROTECTION

The combined safety








## DESCRIPTION

Compact, lightweight and flexible design which adapts and fits perfectly to the face and offers a unique and innovative combined protection, reducing risks of non-compatibility, non-conformity and mist build-up. Large central non-return exhalation valve which reduces the breathing resistance for the user and keeps moisture build-up inside the mask to a minimum. Lightweight, non-slip strap that is easily adjusted in 4 positions for improved comfort and to allow safe use even in high humidity or wet conditions. Elipse® Integra come in 2 sizes.

## PROTECTION PROPERTIES

The lens is designed in Polycarbonate and can withstand 120 m per second impacts. The coating applied meets (N) Anti Fog and exceeds the standard (K) anti-scratch coating seen on the market for a longer durability. Elipse Integra is compatible with the current Elipse® filter range.

## APPLICATION

Type	Protection
 A	organic gases and vapours with a boiling point above 65°C
 B	inorganic gases and vapours (excluding carbon monoxide)
 E	sulphur dioxide and other acidic gases and vapours
 K	ammonia and organic ammonia derivatives
 AX	certain organic gases and vapours with a boiling point ≤ 65 °C. For single use only.

## CERTIFICATIONS

Integra Mask (Goggle combined) conforms to EN 140:1998  
Integra Mask (Goggle combined) conforms to EN 166:2002  
Particulate filters conform to EN 143:2000+A1:2006  
Gas and combined gas & particulate filters conform to EN 14387:2004+A1:2008  
Integra Masks and filters are CE certified.



324 g!



209 g!



## MATERIALS

The materials used for masks and filters are hypo-allergenic, odourless, FDA compatible and Non latex or silicone.

## BATCH REPORTS

Full traceability of each batch against each material used.

## ON LINE TESTING

100% of filters are efficiency tested with NaCl to ensure the highest performance and quality.

## STORAGE LIFE:

3 years, for mask and filters for gases  
5 years, for mask and filters for particulates  
3 years, for mask and filters for particulates with nuisance odour

# ELIPSE INTEGRA

Integra is tested and approved as one combined respiratory protection to EN 140.  
It is the only half mask approved with permanently fixed safety eyewear



## MODEL



**SPR316**  
P3 replacement filters

**SPR407 (S/M) SPR406 (M/L)**

**P3 Elipse IntegraMask**  
for application with Dust only



**SPR336**  
P3 nuisance odour  
replacement filters

**SPR404 (S/M) SPR405 (M/L)**

**P3 Nuisance odour Elipse**  
Integra Mask for application with Dust only



**SPR341**  
A1P3 replacement filters

**SPR444 (S/M) SPR401 (M/L)**

**A1P3 Elipse Integra Mask** for application  
with Organic Gases and Dust



**SPR582**  
Pair of replacement  
ABE1P3 Filters

**SPR583 (S/M) SPR584 (M/L)**

**ABE1P3 Elipse Integra Mask** for application with  
Organic, Inorganic and Chemical Gases and Dust

### Dimensions

Mask with P3: 170 x 165 x 190 mm  
Mask with A1P3: 170 x 165 x 190 mm  
Mask with High Performance:  
130 x 120 x 195 mm  
Filter P3: 12 mm x 94 mm x 50 mm  
Filter A1P3: 48,5 x 94,5 x 60 mm  
High Performance Filter:  
95 x 55 x 60 mm



### Weight

Mask with P3: 209 g  
Mask with A1P3: 324 g  
Mask with High Performance: 441 g  
Filter P3: 17,2 g  
Filter A1P3: 83 g  
High Performance Filter: 137 g

### Material:

Mask: Medical grade TPE (Silicone free).  
Goggle lens: Polycarbonate with flow coating for anti-scratch/anti-fog.  
Goggle face seal: Medical grade TPE (Silicone free).

### Lifetime:

Filters are identical to Elipse® Range and follow the same criteria for lifetime.  
Filters can be used for both Elipse® and Integra Range.





**SPR538 (S/M) SPR539 (M/L)**

**ABEK1 Elipse Integra Mask for multiple Gases and Vapours**



**SPR489**  
**ABEK1**  
Replacement filters



**SPR536 (S/M) SPR537 (M/L)**

**A2P3 Elipse Integra Half Mask Organic Gases and Vapours until 5000 ppm and Dust**



**SPR497**  
**A2P3**  
Replacement filters



**SPR534 (S/M) SPR535 (M/L)**

**ABEK1P3 Elipse Integra Mask for multiple Gases and Vapours and Dust**



**SPR492**  
**ABEK1P3**  
Replacement filters

**NEW ACCESSORY**



**SPM639**  
Elipse Integra RX insert



**SPM520**  
Peel off visor x 10



**SPM523**  
Case for replacement P3 filters for High Performance Half Mask



**SPM524**  
Pair of P3 replacement filters for High Performance Half Mask



**SPM007**  
Integra Case