



ENGLISH

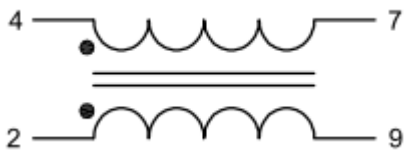
Datasheet

Stock No: 123-4268

RS Pro

Product Description: Common mode choke 2x 1.0mH / 10 Amps

Schematic :



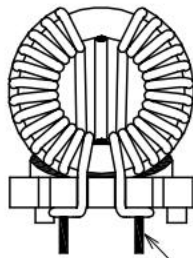
Electrical Specifications@25°C

- 1) $L_p : (2-9)=(4-7) = 1.0\text{mH} \pm 30\% @ 10\text{KHz}/0.1\text{mA}$
- 2) $\text{DCR} : (2-9)=(4-7) = 7 \text{ m}\Omega \text{ (Max.)}$
- 3) Turns Ratio (2-9) : (4-7) = 1 : 1
- 4) Rated Current = 10 Amps (Max.)
- 5) Rated Voltage = 250 V / 50Hz (Max.)
- 6) H.V. Test :
Wdg - Wdg = 1.50 KVrms / 50Hz / 2sec



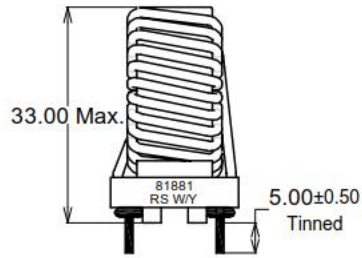
ENGLISH

Mechanical Specification :

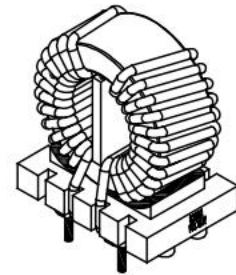


Terminal $\varnothing 1.0 \pm 0.1(4x)$ Typ.

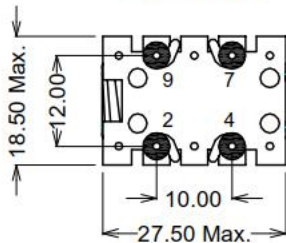
FRONT VIEW



SIDE VIEW



ISOMETRIC VIEW



BOTTOM VIEW

Unit : mm	Dimension tolerance : ± 0.25 mm (Unless specified)	Pin pitch tolerance : ± 0.20 mm
-----------	--	-------------------------------------

