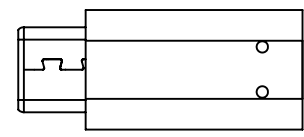
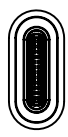
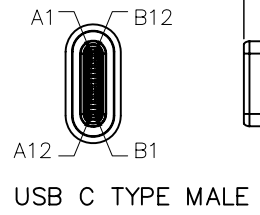
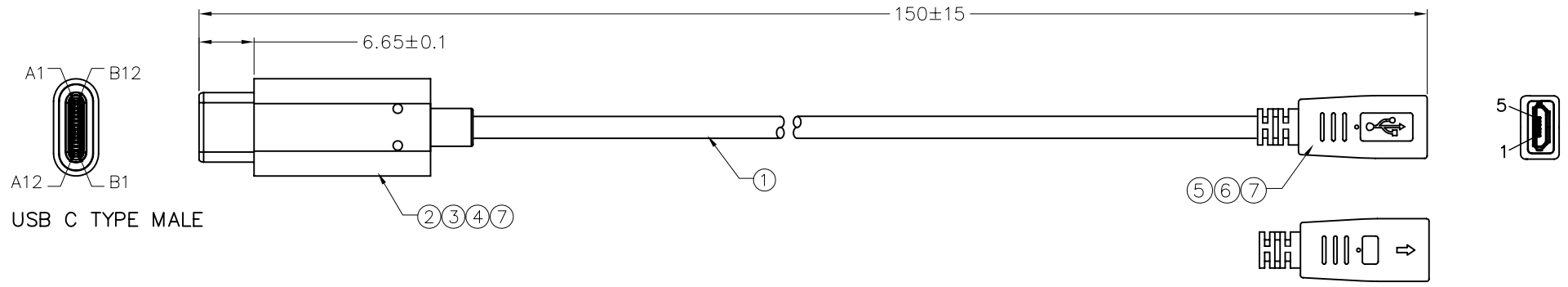


REV.	LTR	ECN/DESCRIPTION	DATE
1.0		NEW TYPE	2015/3/30



PIN ASSIGNMENT:

	USB C TYPE		USB Micro B TYPE FEMALE
GND	A1,B1,A12,B12	—————	5 Black (Ground)
VBUS	A4,B4,A9,B9	—————	1 Red (VBUS)
CC	A5	——┐ Rp	
Dp1	A6	——┐	3 Green (USB D+)
Dn1	A7	——┐	2 White (USB D-)
BRAID	SHELL	—————	SHELL BRAID

NOTE

1. OPEN/SHORT/INTERMITTENCE 100% TEST.
2. HI-POT:100V AC/0.02SEC.
3. INSULATION RESISTANCE:300V DC/0.02SEC, 5MΩ MIN.
4. CONDUCTIVE RESISTANCE:2Ω MAX.
5. Pin A5 (CC) of the USB Type-C plug be connected to VBUS through a resistor Rp.  
Rp=10KΩ±5% .
6. RoHS COMPLIANT.

⑦	外模	70P PVC BLACK	A/R	KG
⑥	内模	LDPE	A/R	KG
⑤	CONN.2	MICRO USB 5P 母座 焊線式 端子鍍金G/F 黑色膠芯 外殼鍍銀	1	SET
④	馬口鐵	USB C TYPE PLUG 馬口鐵下殼.	1	PCS
③	馬口鐵	USB C TYPE PLUG馬口鐵上殼.	1	PCS
②	CONN. 1	USB C TYPE PLUG 端子鍍金30U',黑色膠芯,Stamping Shell.	1	SET
①	CABLE	30AWG*2C+26AWG*2C+AB BLACK PVC OD=2.6+0.1/-0.2MM	A/R	M
NO.	NAME	MATERIAL DESCRIPTION	O'TY	UNIT



CUSTOMER DRAWING		GENERAL TOLERANCES UNLESS SPECIFIED		APPROVED BY: 刘中军	TITLE: USB C TYPE PLUG to USB 2.0 micro BF	
SIZE A4	UNITS MM[INCH]	X±0.50 .X±0.35	X'±5.0' .X'±3.0'	CHECKED BY: 石皓天		
SCALE NONE	REV. 1.0	.XX±0.25 .XXX±0.15	.XX'±2.5' .XXX'±2.0'	DESIGN BY: 曹京	RS P/N 3008950506	SHEET 1/1

