

SOCKET WRENCHES 3/4"



EGA Master offers a wide range of socket wrenches, both in short and long series, while also providing a large number of complementary items such as adapters, flexible handles, extensions, ratchet wrenches, etc.

It offers ranges of 1/4", 3/8", 1/2", 3/4" and 1" drive square in manual sockets and 3/8", 1/2", 3/4", 1", 1.1/2" and 2.1/2" in impact sockets, being the only ones in the industry with such an extensive range.

Both in mm and inches!



1. Manufactured in chrome-vanadium, they are designed to withstand high torque with minimal wear, providing greater durability.

2. With a hardness of 44 HRc.

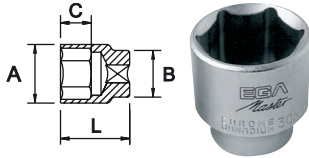


TECHNICAL CHARACTERISTICS

MATERIAL	Cr-V
MINIMUM HARDNESS	44 HRc
FINISH	Chrome-plated

STANDARD SOCKET WRENCHES

■ MM



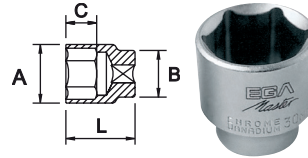
COD.	AF mm	L (mm)	A (mm)	B (mm)	C (mm)	Pt	g	Icons
60433	17		27				165	
60438	18		28					
60501	19		29	33			170	
51769	20		30		14			
60502	21		31				180	
60503	22		32				210	
60504	23	50	33					
60505	24		34				220	
60506	25		36		16			
60507	26		37				230	
60508	27		38					10
60509	28		39	36	22		240	
60510	29		40					
60511	30		42		24		270	
51770	31		44				300	
60512	32	55	44					
60513	33		46				310	
60514	x 34		47		26			
60515	35		48			6	350	
60516	36	60	50	38	28		380	
60517	38						420	
60518	40						450	
60519	41		55	40	30		500	
60520	42							
51771	44	65					550	
60521	46		60		32		600	
51772	48		65	42			650	
60522	50	70			34		750	
51773	52	72	70				850	5
60525	54				36			
60523	55	75	75	45	38		950	
51774	58				40		1050	
60524	60	80	80		42		1100	
60546	65		85		44		1300	
51775	70	85	90	48	47		1500	

○ I DIN 3124

FEATURES

Cr-V

■ INCH



COD.	AF inch	L (mm)	A (mm)	B (mm)	C (mm)	Pt	g	Icons
52978	13/16		31	33			190	
67595	7/8		32			14		
67596	15/16		34				220	
67597	1	50	37		16			
67598	1.1/16		38				230	
67599	1.1/8		40	36	22		240	10
67704	1.3/16		42				260	
67601	1.1/4	55	44		24		280	
67602	1.5/16		46			26	300	
67603	1.3/8		48				360	
67604	1.7/16	60	50	38	28		380	
67605	1.1/2						420	
67718	1.9/16						460	
67607	1.5/8		55	30			500	
67608	y 1.11/16	65		40		6		
67609	1.3/4		60		32		550	
67610	1.13/16						600	
67611	1.7/8		65	42	34		650	
67741	1.15/16	70					700	
67612	2						750	5
67613	2.1/16		70		36		800	
50184	2.1/8						900	
50185	2.3/16	75	75	45	38			
50186	2.1/4					40	1000	
50187	2.5/16							
50188	2.3/8	80	80		42		1100	
50189	2.1/2		85	48	44		1200	
50190	2.3/4	85	90		47		1500	

○ I DIN 3124


FEATURES

Cr-V

x 50% aerospace chrome-plated - 50% mirror polished chrome
y 100% mirror polished chrome

STANDARD SOCKET WRENCHES

MM



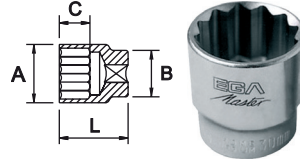
COD.	AF mm	L (mm)	A (mm)	B (mm)	C (mm)	Pt	g	Icons
67217	17		27				160	
67565	19		29	33			165	
67566	21		31		14		170	
67567	22		32				210	
67568	23		33					
67569	24	50	34					
67570	25		36		16		220	
67571	26		37					
67572	27		38					
67769	28		40	36	22		230	10
67573	29		41				240	
67574	30		42		24		260	
67575	32		44				270	
67576	33	55	46					
67577	34		47		26		290	
67578	x 35		48			12	340	
67579	36	60	50	38	28		360	
67580	38						380	
67581	40						450	
67582	41		55		30		480	
67583	42			40			500	
67584	44	65					550	
67585	46		60		32		600	
67586	50	70	70		34		700	5
67587	54				36		850	
67588	55	75	75	45	38		900	
69218	56							
69219	60	80	80		42		1000	
69220	65		85		44		1200	
69221	70	85	90		47		1400	

DIN 3124

FEATURES

Cr-V

INCH



COD.	AF inch	L (mm)	A (mm)	B (mm)	C (mm)	Pt	g	Icons
60526	3/4		29					
52982	13/16		31	33	14		170	
60527	7/8		32				210	
60528	15/16	50	34		16			
60529	1		37				220	
60530	1.1/16		38					
60531	1.1/8		40	36	22		230	10
60500	1.3/16		42		24		250	
60532	1.1/4	55	44				270	
60533	y 1.5/16		46		26		290	
60534	1.3/8		48				330	
60535	1.7/16	60	50	38	28	12	350	
60536	1.1/2						380	
60537	1.5/8		55		30		470	
60538	1.11/16	65		40			500	
60499	1.3/4		60		32			
60539	1.13/16						600	
60540	1.7/8		65	42	34			5
61291	1.15/16	70					650	
60541	2		70					
69222	2.1/8	75			36		850	
69223	2.1/4		75	45	40		950	
69224	2.3/8	80	80		42		1050	
69225	2.1/2		85	48	44		1150	

DIN 3124

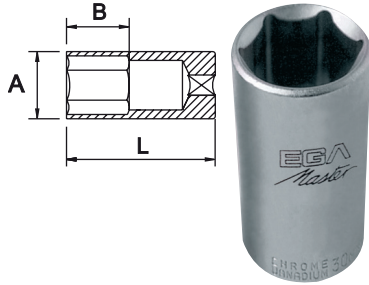
FEATURES

Cr-V

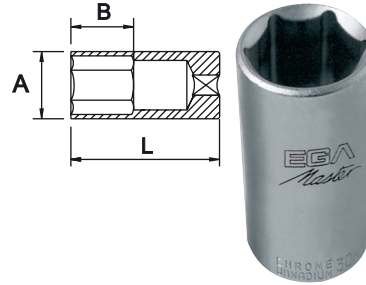
x 50% aerospace chrome-plated - 50% mirror polished chrome
y 100% mirror polished chrome

LONG SERIES SOCKET WRENCHES

■ MM



■ INCH



COD.	AF ^y mm	L (mm)	A (mm)	B (mm)	Pt	g		
56939	17		27					
56940	18		28			280		
56900	19		29					
57391	20		30		26	310		
56901	21		31					
56902	22		32			370		
56903	23		33			380		
56904	24		34			390	10	
56924	25		36			400		
56905	26		37			410		
56906	27		38			410		
56899	28	90	39			430		
56907	29		40	28		450		
56908	x 30		42		6	490		•
56909	32		44			500		
56929	33		46			550		
56910	34		47			600		
57210	35		48	30		650		
56911	36		50			700		
56912	38		55	34		750	5	
57355	42		60			900		
57356	46		70	36		1100		
57357	50		75	38		1350		
57358	54	100	80	40		1400		
57359	55		80	40		1600		

COD.	AF ^y inch	L (mm)	A (mm)	B (mm)	Pt	g		
56914	3/4		29			300		
56954	13/16		31			320		
56915	7/8		32	26		360		
56916	15/16		34			390	10	
56917	1		37			410		
56918	1.1/16		38			450		
56919	1.1/8		40	28		480		
56949	1.3/16		42			500		
56920	1.1/4		44			550		
57510	1.5/16		46			600		
56921	y 1.3/8	90	48	30	6	650		•
57531	1.7/16		50			700		
56922	1.1/2		55			800	5	
57583	1.9/16		60	34		850		
56923	1.5/8		65			900		
59324	1.11/16		70	36		1050		
59325	1.3/4		75	38		1100		
59326	1.13/16		80	40				
59327	1.7/8		80	40				
59328	1.15/16		80	40				
59329	2		80	40				
59330	2.1/16	100	80	40				

⊗ I DIN 3124

FEATURES

Cr-V





⊗ I DIN 3124

FEATURES

Cr-V

x 50% aerospace chrome-plated - 50% mirror polished chrome
y 100% mirror polished chrome



ADAPTER

COD.	 inch			
65883	3/4-1	250	6	●
65886	3/4-1/2"	135		



REVERSIBLE RATCHET HANDLE



COD.	 inch	L (mm)	A (mm)	B (mm)	C (mm)	
61859	3/4	500	69	25	58	2,2

DIN 3122



SWIVEL HANDLE




COD.	 inch	L (mm)		
61473	3/4	1000	3,7	6



COD.	 inch	L (mm)		
61456	3/4	480	1,9	6



SLIDING "T" HANDLE

COD.	 inch	L (mm)		
61864	3/4	450	1200	5

DIN 3122







UNIVERSAL JOINT

COD.	 inch			
61860	3/4	600	6	●

DIN 3123





EXTENSION





COD.	 inch	L (inch)			
61865	3/4	4	410	5	●
63910		5	480		
61866		8	700		
63911		12	1050		
63912		16	1300		
63913		20	1650		





SOCKET SETS





14 PCS.

COD.		PCS.		
61861	3/4	14	STANDARD SERIES	12

PCS./UN.	Composition	Description			
10	60503, 60505, 60508, 60511, 60512, 60516, 60517, 60519, 60521, 60522	Socket wrenches	22-24-27-30-32-36-38-41-46-50 mm		-
1	61859	Ratchet	-		
2	61865, 61866	Extension bar	4"-8"		
1	61864	T-handle	-		






COD.		PCS.		
61862	3/4	14	STANDARD SERIES	12



PCS./UN.	Composition	Description			
10	60527, 60528, 60529, 60531, 60532, 60535, 60536, 60537, 60539, 60541	Socket wrenches	7/8"-15/16"-1"-1.1/8"-1.1/4"-1.7/16"-1.1/2"-1.5/8"-1.13/16"-2"		-
1	61859	Ratchet	-		
2	61865, 61866	Extension bar	4"-8"		
1	61864	T-handle	-		


DISPLAYS

86 PCS.

COD.		PCS.		
65300	3/4	86	STANDARD SERIES	38

PCS./UN.	Composition	Description		
35	60501, 60503, 60505, 60507, 60508	Socket wrenches	19-22-24-26-27 mm	
18	60510, 60511, 60512		29-30-32 mm	
25	60514, 60515, 60516, 60517, 60519		34-35-36-38-41 mm	
8	60521, 60522		46-50 mm	

COD.		PCS.		
65301	3/4	86	STANDARD SERIES	39

PCS./UN.	Composition	Description		
14	60527	Socket wrenches	7/8"	
21	60528, 60529, 60530		15/16"-1"-1.1/16"	
6	60531		1.1/8"	
12	60532		1-1/4"	
25	60533, 60534, 60535, 60536, 60537		1.5/16"-1.3/8"-1.7/16"-1.1/2"-1.5/8"	
8	60539, 60541		1.13/16"-2"	

