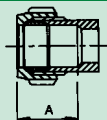


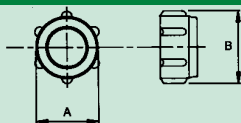
COMPRESSION END TUBE STOP DIMENSION

Standard for all Components



Size	A (mm)
15	21.8
22	25.4
28	26.0
35	30.0

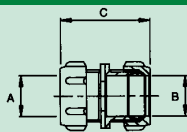
63 CAPNUT



Size	A (mm)		B (mm)
	Max	Min	
15	24.55	24.33	27.3
22	32.74	32.53	36.5
28	39.16	38.94	45.2
35	46.85	46.35	50.0

301 OR S301 STRAIGHT COUPLER

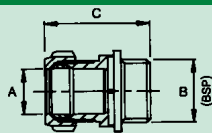
Conex x Conex



Size	A (mm)	B (mm)	C (mm)
15 x 15	15	15	44.3
22 x 15	22	15	50.5
22 x 22	22	22	52.0
28 x 28	28	28	53.5

302 OR S302 STRAIGHT COUPLER

Conex x Male Thread (Parallel)



Size	A (mm)	B (BSP)	C (mm)
15 x 1/2	15	1/2	37.5
22 x 3/4	22	3/4	42.5
22 x 1	22	1	41.5
28 x 1	28	1	45.0