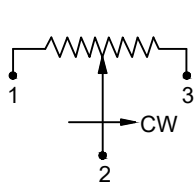
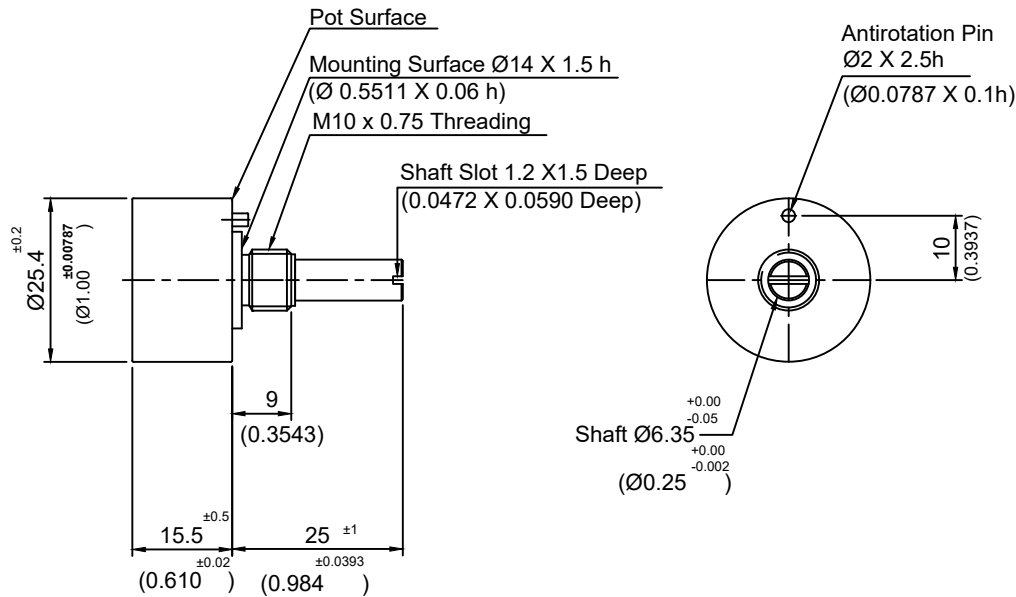
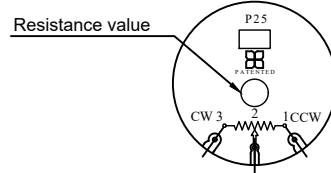


Dimensions :- Metric (Inch)



Electrical Schematic Diagram



Rear Side View

ELECTRICAL CHARACTERISTICS	UNITS	VALUE
Resistance Element.....	--	Wire Wound
Resistance value	Ohms	1k,2k,5k,10k.
Standard Resistance Tolerances.....	%	±10
Standard Independent Linearity Tolerances..(IEC 393)..	%	± 1
Electrical angle.....(Smaller angles optional)	Degrees	270° ± 5°
Equivalent Noise Resistances.....	Ohms	<100
Resolution.....	--	As per turns
Temperature Coefficient of Resistance (TCR).....	ppm/deg C	± 50 Up to 1k ohms ± 150 for other values.
Power Rating @ 70° C.....	Watts	1
Insulation Resistance @ 500 Vdc.....	M Ohms	1000
Dielectric Strength @ 50 Hz.....	V ac	500
Maximum Wiper current.....	mAmps	1
Short time wiper current 10 sec.	mAmps	10
End Resistance	%	< 0.1 OR 5 Ohms which is higher

**MECHANICAL CHARACTERISTICS :-**

Rotation (Mechanical Angle) With stop.....	Degrees	285° ± 5°
Bearing Type.....	--	Sleeve
Torque... Starting.....	Nmm (Oz inch)	15 (2.124)
Torque... Running.....	Nmm (Oz inch)	10 (1.41)
Axial Play	m.m.(inch)	0.2 (0.00787)
Radial Play	m.m.(inch)	0.2 (0.00787)

**ENVIRONMENTAL CHARACTERISTICS :-**

Operating Temperature.....	Degrees C	- 40 to +105
----------------------------	-----------	--------------

**PERFORMANCE :-**

Rotational Life (shaft Revolutions).....	Nos.	100,000
--	------	---------

**MATERIALS OF CONSTRUCTION:-**

Housing.....	--	Engineering Plastics
Shaft.....	--	Brass nickel plated
Terminals.....	--	Brass Silver plated
Mounting Hardware ....	--	Lock Washer-steel + Nut-Brass, A/F 14 X 3 mm,both Nickel plated
Bushing.....	--	Brass Nickel Plated

Soldering Recommendation :- Use soldering Iron at 350° C for 3 second maximum. Clean the soldered pads with Isopropyl alcohol after soldering. Continuous improvements are being made for enhancing performance for customer benefit in product design & process. The product supplied may be slightly different than described by above specifications



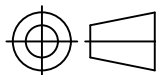
**SINGLE TURN POTENTIOMETER  
WIRE WOUND**

**MODEL P25 (804)**

FIRST ISSUE : 2014/20/05

SCALE:-1:1

Tolerances  
DIN-ISO 2768-1 (1991-06)  
(Tolerance class-medium)



CUSTOMER DRAWING REF NO  
NA

REV - 00

SHEET

1 of 1