

## Double suction lifter - 1944/6

### Description

- durable plastic body
- for the transport and positioning of windscreens during fitting and removing operations

### Advantages:






- loading capacity: 75kg
- two strong suction pads for maximum safety
- suction pads can be set to suit flat and curved surfaces

### How to use the tool:






• This lifter is useful when replacing and carrying windscreens (they have to be removed to be replaced). The lifter is operated by placing the two suction pads on the windscreen and creating vacuum in them by using the handles. The suction pads then securely grip the windscreen that is to be removed or installed.

1. Position it on the windscreen.
2. Move the handles to create vacuum between the lifter and the windscreen.
3. The windscreen can be safely removed or installed using the lifter.

### Technical Data

				
619740	925	1F	1	-

### Packaging data

	Retail tool packaging					Transport package				
		Retail packaging in mm (length)	Retail packaging in mm (width)	Retail packaging in mm (height)			Transport packaging in mm (length)	Transport packaging in mm (width)	Transport packaging in mm (height)	
619740	700	140	420	100	995	1	-	-	-	-