




Cordless Angle Grinder

DGA406 / DGA456 / DGA506 Slide switch

DGA408 / DGA458 / DGA508 Paddle switch

100mm (4") / 115mm (4-1/2") / 125mm (5")

Satisfy Professional's Needs



Slide switch
DGA406 / DGA456 / DGA506

Advanced User Protection

with Electric Brake and

Active Feedback sensing Technology

AFT



Paddle switch
DGA408 / DGA458 / GA508

BL + **ADT**
MOTOR Automatic torque Drive Technology
Brushless DC Motor

as powerful as AC model

Electronic brake braking time (With diamond wheel)



1sec



Depressed center wheel,
Diamond wheel

DGA508 1s

Competitor "M" 1.5s

Abrasive cut-off wheel

DGA508 0.7s

Competitor "M" 0.7s

0.5s 1s 1.5s

Anti-restart function

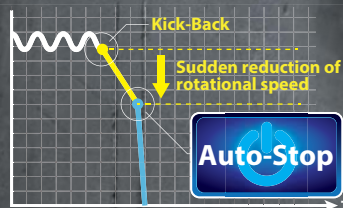
The motor does not start up if battery is inserted with the switch slid to "on".

Smart function to minimize the danger of kick-back

AFT

Active Feedback sensing Technology

Shuts down the tool to protect the user, if the rotation speed suddenly slows down (e.g., kick-back).



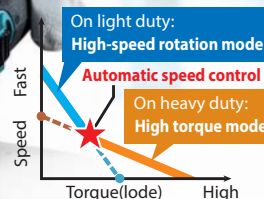
Note: The function of AFT is not to prevent the occurrence of kickback.

Equipped with automatic speed control

ADT

Automatic torque Drive Technology

Automatically changes the cutting speed according to load condition for an optimum operation



BL

Brushless DC Motor

XPT

EXTREME PROTECTION TECHNOLOGY

Power by 18V Li-ion battery



BL1850B

with Battery fuel gauge

BL1860B: 6.0Ah BL1830B: 3.0Ah
BL1850B: 5.0Ah BL1820B: 2.0Ah
BL1840B: 4.0Ah *BL1815N: 1.5Ah

(*without Battery fuel gauge)

Charger

Fast Charger DC18RC



Charger DC18SD



Accessory

Dust collecting wheel guard
(For DGA506, DGA508)



Part No. 196845-3

Part No. vary by country or area

Cordless Angle Grinder

DGA406/ DGA408 100mm (4") DGA456/ DGA458 115mm (4-1/2") DGA506/ DGA508 125mm (5")

	Slide switch			Paddle switch		
	DGA406	DGA456	DGA506	DGA408	DGA458	DGA508
Wheel diameter	100mm (4")	115mm (4-1/2")	125mm (5")	100mm (4")	115mm (4-1/2")	125mm (5")
No load speed (rpm)	8,500	8,500	8,500	8,500	8,500	8,500
Dimensions (L x W x H)	362x117x146mm (14-1/4"x4-5/8"x5-3/4")	362x130x151mm (14-1/4"x5-1/8"x5-15/16")	362x140x151mm (14-1/4"x5-1/2"x5-15/16")	362x117x146mm (14-1/4"x4-5/8"x5-3/4")	362x130x151mm (14-1/4"x5-1/8"x5-15/16")	362x140x151mm (14-1/4"x5-1/2"x5-15/16")
Net weight	BL1850B: 2.5kg (5.4lbs) BL1815N: 2.2kg (4.9lbs)	BL1850B: 2.6kg (5.7lbs) BL1815N: 2.3kg (5.1lbs)	BL1850B: 2.6kg (5.7lbs) BL1815N: 2.3kg (5.2lbs)	BL1850B: 2.5kg (5.5lbs) BL1815N: 2.2kg (4.9lbs)	BL1850B: 2.6kg (5.8lbs) BL1815N: 2.4kg (5.2lbs)	BL1850B: 2.6kg (5.8lbs) BL1815N: 2.4kg (5.2lbs)



Brake



Carrying Case



Soft Start

Standard Equipment: Fast Charger, Battery Cartridge, Depressed Center Grinding Wheel, Lock Nut Wrench, Side Grip

weight according to EPTA-Procedure 01/ver.2.1

Items of standard equipment and specifications may vary by country or area.