

TPRDG4X2

Digital IO module, TeSys island, 4 inputs, 2 outputs, 24VDC



Main

Range	TeSys
Product name	TeSys island
Device short name	TPRDG
Product or component type	Digital IO module
Device presentation	IO module providing 4 digital inputs and 2 digital outputs Enabling advanced control functions in a TeSys island system Control of third parties power devices when associated to a TPRPM power module Operational only when connected to a bus coupler TPRBC
Function of module	Control of 4 sink/source digital inputs with common point Control of 2 sink/source digital outputs with common point
Product compatibility	TPRBC bus coupler TPRPM power module
Discrete input number	4 isolated with common point conforming to IEC 61131-2 Type 1
Discrete input voltage	24 V DC (voltage limits: 19.2...28.8 V)
Discrete input current	7 mA at 24 V
Input impedance	3.43 kOhm
Discrete input logic	Positive or negative, 0...5 V (state 0), 15...28.8 V (state 1)
Discrete output number	2 isolated with common point
Discrete output logic	Source or sink
Discrete output voltage	24 V DC (voltage limit: 19.2...28.8 V)
Discrete output current	0.5 A maximum
Protection type	1 external fuse, 0.5 A fast fuse for each output
Response time	5 ms at 24 V for digital input 5 ms at 24 V for digital output
Local signalling	1 LED (green/red) for DS (device status) 1 LED (green) for I0 (input 1 status) 1 LED (green) for I1 (input 2 status) 1 LED (green) for I2 (input 3 status) 1 LED (green) for I3 (input 4 status) 1 LED (green) for Q0 (output 1 status) 1 LED (green) for Q1 (output 2 status)

Complementary

[Us] rated supply voltage	24 V DC supplied by the bus coupler
Current consumption	10 mA
Power dissipation in W	0.5 W maximum
[Uimp] rated impulse withstand voltage	0.5 kV conforming to IEC 61010-1
Standards	IEC 61010-2-201 UL 61010-2-201 CSA C22.2 No 61010-2-201
Product certifications	UL EAC (pending) CSA
Mounting mode	Horizontal and vertical (35 mm symmetrical rail)

The information provided in this documentation contains general descriptions and/or technical characteristics of the performance of the products contained herein. This documentation is not intended as a substitute for and is not to be used for determining suitability or reliability of these products for specific user applications. It is the duty of any such user or integrator to perform the appropriate and complete risk analysis, evaluation and testing of the products with respect to the relevant specific application or use thereof. Neither Schneider Electric Industries SAS nor any of its affiliates or subsidiaries shall be responsible or liable for misuse of the information contained herein.

Connections - terminals	Input/Output circuit: removable spring terminal block 8 cable(s) 0.2...2.5 mm ² (AWG 24...AWG 14) rigid Input/Output circuit: removable spring terminal block 8 cable(s) 0.2...2.5 mm ² (AWG 24...AWG 14) flexible without cable end Input/output circuit: removable spring terminal block 8 cable(s) 0.25...2.5 mm ² (AWG 22...AWG 14) flexible with cable end
Width	25 mm
Height	118 mm
Depth	114 mm
Product weight	0.136 kg







Environment

Ambient air temperature for storage	-25...70 °C
Ambient air temperature for operation	-10...60 °C
Relative humidity	5...95 %
Operating altitude	0...2000 m without derating
IP degree of protection	IP20
Pollution degree	2
Protective treatment	TC
Fire resistance	960 °C conforming to UL 94
Shock resistance	15 gn (duration = 11 ms) conforming to IEC 60068-2-27
Vibration resistance	1.5 mm peak to peak (f= 3...13 Hz) conforming to IEC 60068-2-6 1 gn (f= 13...200 Hz) conforming to IEC 60068-2-6
Electromagnetic compatibility	Electrostatic discharge immunity test, level 3, 8 kV air, 6 kV contact, conforming to EN/IEC 61000-4-2 Radiated RF fields, level 3, 10 V/m, conforming to EN/IEC 61000-4-3 Fast transients immunity test, level 3, 2 kV, conforming to EN/IEC 61000-4-4 Surge immunity test (common mode), level 3, 2 kV, conforming to EN/IEC 61000-4-5

Packing Units

Unit Type of Package 1	PCE
Number of Units in Package 1	1
Package 1 Height	6.5 cm
Package 1 Width	13.5 cm
Package 1 Length	15.5 cm
Package 1 Weight	244.0 g
Unit Type of Package 2	S03
Number of Units in Package 2	16
Package 2 Height	30 cm
Package 2 Width	30 cm
Package 2 Length	40 cm
Package 2 Weight	4.684 kg

Offer Sustainability

Sustainable offer status	Green Premium product
REACH Regulation	 REACH Declaration
EU RoHS Directive	Compliant  EU RoHS Declaration
Mercury free	Yes
China RoHS Regulation	 China RoHS Declaration
RoHS exemption information	 Yes
Environmental Disclosure	 Product Environmental Profile
Circularity Profile	 End Of Life Information
WEEE	The product must be disposed on European Union markets following specific waste collection and never end up in rubbish bins
Halogen content performance	Halogen free plastic parts product
California proposition 65	WARNING: Cancer and Reproductive Harm - www.P65Warnings.ca.gov

Contractual warranty

Warranty	18 months
----------	-----------
