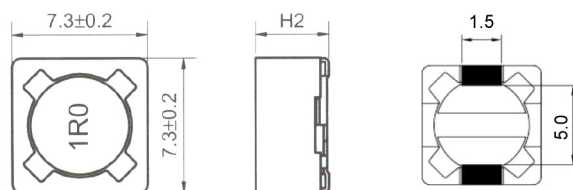


Shielded SMD Power Inductors **multicomp**PRO

RoHS
Compliant



Case Code - 63 / 64

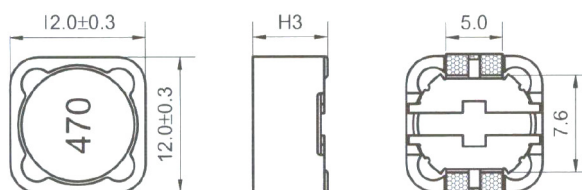


Features

- High power, High saturation inductors
- With magnetically shielded against radiation
- Directly connected electrode on ferrite core
- Highly accurate dimensions for surface mounting

Applications

- Power Supply for VTRs.
- LCD Televisions
- Personal Computers
- Handheld Communication Equipment
- DC/DC Converters, etc.



Case Code - 124 / 125 / 127

Characteristics

- Rated DC Current: The DC current at which the inductance becomes 25% lower than its initial value or when $\Delta t=40^{\circ}\text{C}$, whichever is lower. ($T_a=25^{\circ}\text{C}$)
- Operating temperature range: -40°C to 125°C

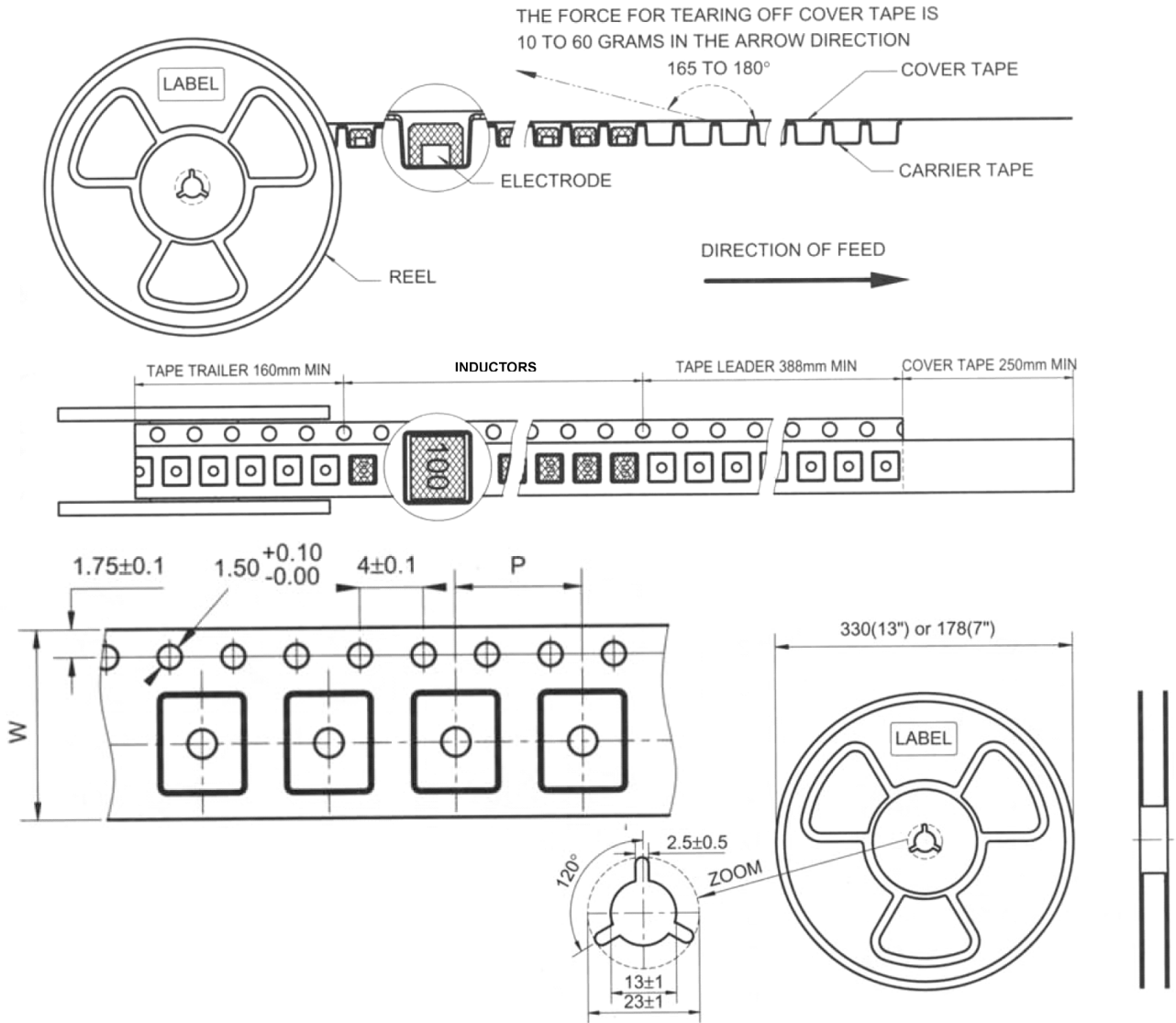
Dimensions

Code	H2 max.	H3 max.	H	I	J
73	3.4	-	2.2	1.6	4.8
74	4.5				
124	-	4.5	5.4	2.9	7
125		6			
127		8			

Shielded SMD Power Inductors **multicomp**PRO

Tape and Reel specifications

Diagram



Unit: mm

Case Code	Tape size		Parts Per Reel
	W	P	13"
73	16	12	1000
74			500
124	24	16	400
125			
127			

Newark.com/multicomp-pro
 Farnell.com/multicomp-pro
 Element14.com/multicomp-pro

multicompPRO

Shielded SMD Power Inductors **multicomp** PRO

SMT Power Inductor Environmental Specifications

General

Items	Specifications
Shelf Storage conditions	Temperature range: 15°C to 28°C ; Humidity: <80% relative humidity. Recommended product should be used within one year from the time of delivery.

Environmental test

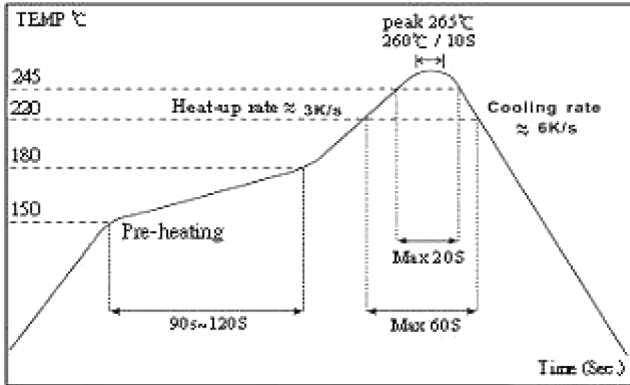
Test Items	Specifications	Test Conditions / Test Methods
High temperature Storage test	No case deformation or change in appearance. $\Delta L/L \leq 10\%$	Temperature 85±2°C, Time: 48±2 hours, Tested after 1 hour at room temperature.
Low temperature Storage test		Temperature -25±2°C, Time: 48±2 hours, Tested after 1 hour at room temperature.
Humidity test		Temperature 40±2°C, 90% to 95% relative humidity Time: 96±2 hours Tested after 1 hour at room temperature.
Thermal shock test		First -25°C 30 minutes then 25°C 10 minutes last 85°C 30 minutes, as 1 cycle. Go through 5 cycles. Tested after 1 hour at room temperature.

Mechanical test

Test Items	Specifications	Test Conditions / Test Methods
Solder ability test	Terminal area must have 90% minimum solder coverage.	Dip pads in flux then dip in solder pot (SnCuNi) at 245±5°C for 3 seconds.
Resistance to Soldering Heat	No case deformation or change in appearance.	Flux should cover the whole of the sample before heating, then be preheated for about 2 minutes over temperature of 130°C to 150°C. Immersing to 260±5°C for 10 seconds.
Vibration test	No case deformation or change in appearance. $\Delta L/L \leq 10\%$	Apply frequency 10Hz to 55Hz. 1.5mm amplitude in each of perpendicular direction for 2 hours.
Shock resistance		Drop down with 981m/s ² (100G) shock attitude upon a rubber block method shock testing machine, for 1 time. In each of three orientations.

Shielded SMD Power Inductors **multicomp**PRO

The condition of reflow (recommendation)



Standard Electrical Characteristics

Part No	Code	L (μH)	Tolerance	Test Condition	RDC (Ω) max.	IDC (A) max.
MP002840	73	10	20%	1kHz, 0.25V	0.072	1.680
MP002841		56			0.47	0.68
MP002842		82			0.69	0.57
MP002843	74	4.7			0.038	4
MP002844		10			0.049	1.84
MP002845		220			1.17	0.36
MP002846		1000		6	0.18	
MP002847	124	10		100kHz, 0.25V	0.028	4.5
MP002848		15			0.05	3.2
MP002849		18			0.057	3.1
MP002850		220			0.7	0.8
MP002851	125	100		1kHz, 0.25V	0.16	1.3
MP002852		180			0.29	0.9
MP002853		1000			1.53	0.4
MP002854	127	10			0.022	5.4
MP002855		22			0.043	3.6
MP002856		33			0.065	3
MP002857		150			0.28	1.42
MP002858		220	0.39		1.16	

Important Notice : This data sheet and its contents (the "Information") belong to the members of the AVNET group of companies (the "Group") or are licensed to it. No licence is granted for the use of it other than for information purposes in connection with the products to which it relates. No licence of any intellectual property rights is granted. The Information is subject to change without notice and replaces all data sheets previously supplied. The Information supplied is believed to be accurate but the Group assumes no responsibility for its accuracy or completeness, any error in or omission from it or for any use made of it. Users of this data sheet should check for themselves the Information and the suitability of the products for their purpose and not make any assumptions based on information included or omitted. Liability for loss or damage resulting from any reliance on the Information or use of it (including liability resulting from negligence or where the Group was aware of the possibility of such loss or damage arising) is excluded. This will not operate to limit or restrict the Group's liability for death or personal injury resulting from its negligence. Multicomp Pro is the registered trademark of Premier Farnell Limited 2019.