

FEATURES

- Continuous piezo buzzer
- Sound level of 92 dB
- Internal drive
- Panel mounting
- Dimensions of 41.8 mm (Dia.) x 16 mm (H) x 50 mm (L)
- Supply current of 12 mA
- Minimum operating temperature of -30°C
- Maximum operating temperature of +85°C
- Minimum supply voltage of 3 V (DC)
- Maximum supply voltage of 20 V (DC)
- Frequency range of 2300 Hz to 3.3 kHz

RS PRO 92dB, Panel Mount Continuous Internal Buzzer

RS Stock No.: 622-1512



RS Professionally Approved Products bring to you professional quality parts across all product categories. Our product range has been tested by engineers and provides a comparable quality to the leading brands without paying a premium price.

Product Description

Emit sounds from your electronic equipment simply and safely with this piezo buzzer from RS PRO. It can easily be wired up to generate a continuous tone of up to 92 db. This buzzer's internal circuitry allows it to be fitted directly onto a printed circuit board (PCB). It boasts flying leads for quick connections, while its ABS (acrylonitrile butadiene styrene) outer construction makes it very resistant to shock and chemicals. This piezo buzzer generates sounds with a much larger pressure level in comparison to magnetic buzzers. It can also operate with a relatively low current of 12 mA.

General Specifications

Mounting Type	Panel Mount
Sound Level	92dB
Drive Type	Internal
Tone Type	Continuous
Colour	Black
Housing Material	ABS
Application	Alarms or warning systems, communications equipment and electronic cash registers.

Electrical Specifications

Minimum Supply Voltage	3Vdc
Maximum Supply Voltage	20Vdc
Maximum Frequency	3.3kHz
Minimum Frequency	2300Hz
Supply Current	12mA

Mechanical Specifications

Length	50mm
Diameter	41.8mm
Height	16mm
Dimensions	41.8mm (dia.) x 50mm x 16mm
Weight	14.6g
Lead Wire	UL 1007 LF 24AWG

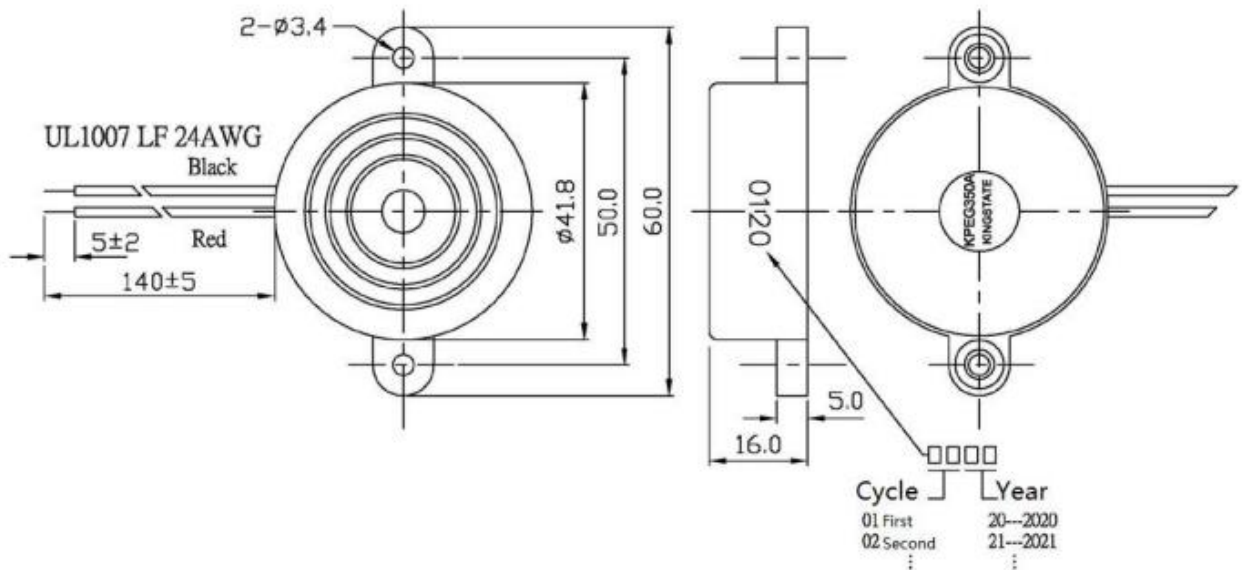
Operation Environment Specifications

Minimum Operating Temperature	-30°C
Maximum Operating Temperature	85°C

Approvals

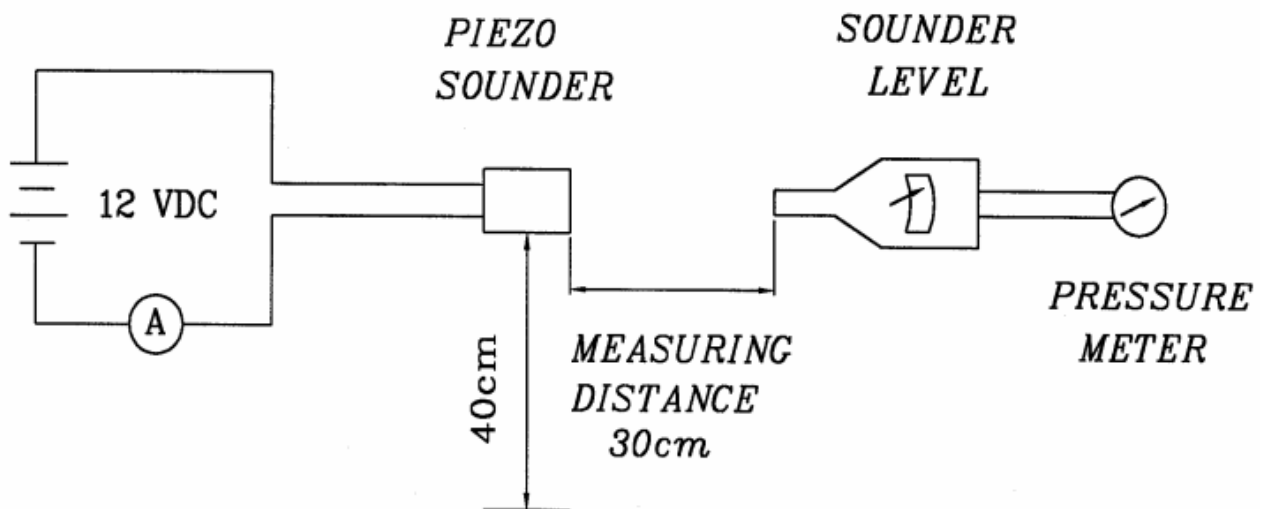
Compliance/Certifications	ANSI/ESD S20.20:2014, BS EN 61340-5-1:2007
----------------------------------	--



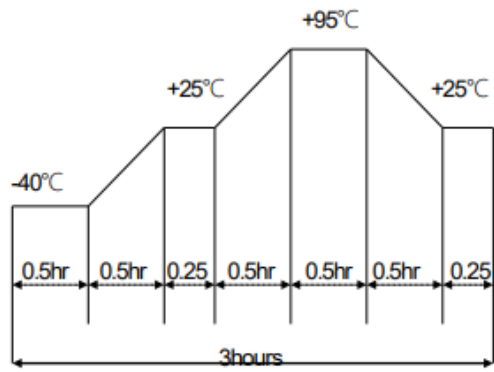


Unit : mm

Tol : ±0.5



No	Item	Test Condition	Evaluation standard
1	Solderability (Connector excepted)	Stripped wires of lead wires are immersed in rosin for 5 seconds and then immersed in solder bath of +270±5°C for 3±0.5 seconds.	90% min. stripped wires shall be wet with solder.(Except the edge of terminal)
2	Lead Wire Pull Strength	The pull force shall be applied to double lead wire : Horizontal 3.0N(0.306kg) for 30 seconds. Vertical 2.0N(0.204kg) for 30 seconds.	No damage and cutting off.
3	Vibration	Buzzer shall be measured after being applied vibration of amplitude of 1.5mm with 10 to 55hz band of vibration frequency to each of 3 per-pendicular directions for 2 hours.	The value of oscillation frequency/ current consumption should be in± 10% compared with initial ones .The SPL should be in ±10dB compared with initial one.
4	Drop test	The part only shall be dropped from a height of 75cm onto a 40mm thick wooden board 3 times in 3 axes (X.Y.Z). (a total of 9 times).	

No	Item	Test Condition	Evaluation standard
1	High temp. test	After being placed in a chamber at +95°C for 240 hours	Being placed for 4 hours at +25°C, buzzer shall be measured. The value of oscillation frequency/ current consumption should be in±10% compared with initial ones .The SPL should be in±10dB compared with initial one.
2	Low temp. test	After being placed in a chamber with -40°C for 240 hours	
3	Humidity test	After being placed in a chamber at +40 °C and 90±5% relative humidity for 240 hours	
4	Temp. cycle test	<p>The part shall be subjected to 5 cycles. One cycle shall be consist of :</p> 	

No.	Item	Test condition	Evaluation standard
1	Operating life test	1.Continuous life test 48hours continuous operation at +70°C with rated voltage applied. 2.Intermittent life test A duty cycle of 1 minute on, 1 minutes off, a minimum of 5000 times at room temp.(+25± 2°C)and rated voltage applied.	Being placed for 4 hours at +25°C, buzzer shall be measured. The value of oscillation frequency/ current consumption should be in±10% compared with initial ones .The SPL should be in±10dB compared with initial one.

TEST CONDITION.

Standard Test Condition : a) Temperature : +5 ~ +35°C b) Humidity : 45-85% c) Pressure : 860-1060mbar
 Judgement Test Condition : a) Temperature : +25 ± 2°C b) Humidity : 60-70% c) Pressure : 860-1060mbar