



ENGLISH

Datasheet

RS Stock No. 1748346,1748322

**RS Pro Touch Key Switch Switch Touch 22mm  
Momentary**



**Package Contain:**

- 1 x Touch Key Switch
- 1 x EVA Washer
- 1 x Nut

**Specification:**

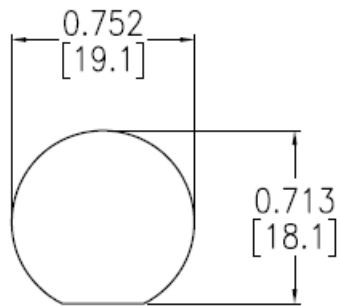
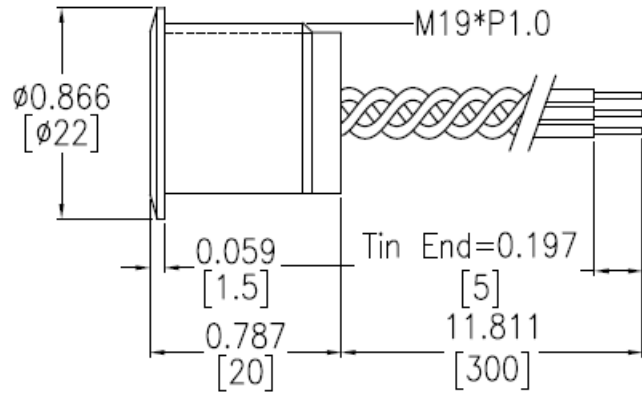
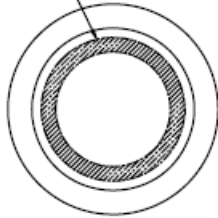
RS ARTICLE No.:	1748346,1748322		
POLES/THROWS:	Vin, Vout, GND		
SWITCH FUNCTIONS:	Type	Function	Circuit (Illuminated)
	TK01	NO-MOM	
ELECTRICAL & MECHANICAL CHARACTERISTICS	CONTACT RATING:	Max. 200mA @ 5VDC ~ 30VDC	
	ELECTRICAL LIFE:	1 million cycles at full load	
	MECHANICAL LIFE:	Min. 1 million cycles without load	
	CONTACT RESISTANCE:	120m-ohms max. initial @ 5VDC, 50mA for cable contacts	
	LED CURRENT:	Max. 20mA @ 5VDC	
	INSULATION RESISTANCE:	Apply 600VDC for 1min±5sec. After which measurement to be made between live parts and dead-metal parts shall result 10M-ohms min.	
	OPERATING TEMPERATURE:	-40Celsius degree to +85Celsius degree	
	DRY COLD TEST:	Stored at temperature -40 Celsius degree for 96 hours, then left at room temperature for 1 hour before electrical performance is measured. Per IEC 68-2-1	
	DRY HEAT TEST:	Stored at temperature +85 Celsius degree for 96 hours, then left at room temperature for 1 hour before electrical performance is measured. Per IEC 68-2-2	
	CHANGE OF TEMPERATURE TEST:	Stored at temperature -40 Celsius degree for 3 hours, change of temperature 1 Celsius degree/min. Stored at temperature +125 Celsius degree for 3 hours, total 2 cycles, then left at room temperature for 1 hour before electrical performance is measured. Per IEC 68-2-14	
	SALT SPRAY RESISTANCE:	Stored at temperature +35 Celsius degree, and salt solution concentration of 5% with full air temperature 47 Celsius degree and air pressure 1.0kg for 48 hours. The switch shall result no corrosion as well as no apparent changes to its functional performance. Per ASTM-B117	
	WATER-PROOF TEST:	(Without load) Protected against water immersion - Immersion for 24 hours at a depth of 1 meter. Per IEC 60529 IP-68	
	UV RESISTANCE:	Irradiated UVA-340 distance of 70mm for 360 hours. Per ASTM G154-06	

IMPACT RESISTANCE:	Drop of 5kg object from 40cm height, total 3 cycles (20 joules). Per IEC 62262:2002, IK10
CASE:	Aluminium natural
HOUSING:	Polycarbonate (UL94 V-0)
LENS:	Polycarbonate (UL94 V-0)
KEY:	Aluminium natural
SIGNAL WIRE:	Carbon steel, tin plated
NUT:	Carbon steel, nickel plated, assembly force 20Nm
GLUE:	Silicone (UL94 V-0)
WASHER:	EVA
CABLE:	Copper & polyvinyl chloride (UL1007) Vin: Red wire Vout: White wire GND: Green wire
PRINTED CIRCUIT BOARD:	Epoxy glass fiber laminate, gold anodized
ELECTRONIC COMPONENT:	Integrated Circuit Transistor Light-emitting diode (Green) Capacitor Resistor
SOLDER:	Lead-free tin
INTERNAL PACKAGING:	1pcs per PE bag
RoHS IDENTIFICATIONS:	Bag is attached with a label marking "RoHS"

The switch is suitable for power rated applications, rating recommendation is per aforementioned above (Contact rating section)

Problem relates to terminal oxidization can be prevented by storing product in an environment that is dry and cool with the relative humidity less than 90%. Noted, prior to mounting products onto circuit board as well as for unused units, it is recommended to keep them in the tray and vacuum-packed.

Illuminated:  $\phi 12 * \phi 15$



Panel Cutout

Panel Thickness	0.7~10t
-----------------	---------

Cable Position		Power	Load(NO)	Load(NC)
Vin	Red	Vin	Load(+)	Load(+)
Vout(NO)	White		Load(-)	
Vout(NC)	White			Load(-)
GND	Green	GND		