



## Main

Range of product	Easy Harmony XA2
Product or component type	Complete selector switch
Device short name	XA2
Bezel material	Plastic
Mounting diameter	22.5 mm

## Complementary

Sale per indivisible quantity	1
Fixing center	>= 30 x 40 mm (panel) - thickness: 1...5 mm
Fixing mode	Fixing nut: 2...2.4 N.m
Shape of signaling unit head	Round
Type of operator	Stay put
Operator profile	Black standard handle
Operator position information	2 positions
Contacts type and composition	1 NO + 1 NC
Contact operation	Slow-break
Mechanical durability	300000 cycles
Connections - terminals	, clamping capacity: <= 2 x 1.5 mm <sup>2</sup> , clamping capacity: <= 1 x 2.5 mm <sup>2</sup> , clamping capacity: >= 1 x 0.5 mm <sup>2</sup> Faston terminals, connection size: 6.3 mm
Tightening torque	0.8 N.m
Short-circuit protection	10 A fuse type gL conforming to IEC 60269-1
[Ith] conventional free air thermal current	10 A (screw-clamp terminals)
[Ui] rated insulation voltage	600 V conforming to EN 60947-1
[Uimp] rated impulse withstand voltage	6 kV conforming to EN 60947-1
[Ie] rated operational current	3 A at 240 V, AC-15, A600 0.27 A at 250 V, DC-13, Q600
Electrical durability	500000 Cycles, AC-15, 3 A at 230 V, operating rate <60 cyc/mn, load factor: 0.5 conforming to IEC 60947-5-4 500000 cycles, DC-13, 0.2 A at 110 V, operating rate <60 cyc/mn, load factor: 0.5 conforming to IEC 60947-5-4
Electrical reliability	$\Lambda < 10\exp(-8)$ at 24 V
Width	30 mm
Height	42 mm
Depth	68.2 mm
Product weight	0.054 kg

## Environment

Protective treatment	TC
Ambient air temperature for storage	-40...70 °C
Ambient air temperature for operation	-25...55 °C
Overvoltage category	Class I conforming to IEC 536
IP degree of protection	IP65 conforming to IEC 60529
IK degree of protection	IK06 conforming to IEC 60529
Standards	GB 14048.1 IEC 60947-1 IEC 60947-5-1 GB 14048.5
Product certifications	CCC CE
Vibration resistance	10 gn (f= 40...500 Hz) conforming to IEC 60068-2-6
Shock resistance	120 gn (duration = 11 ms) for half sine wave acceleration conforming to IEC 60068-2-27

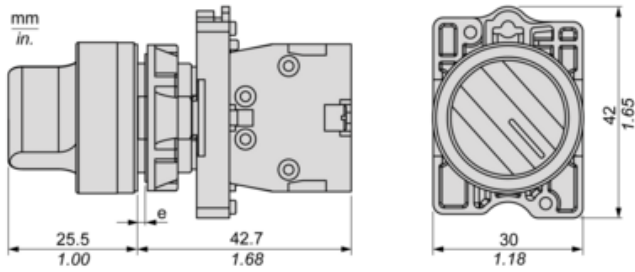
## Packing Units

Unit Type of Package 1	PCE
Number of Units in Package 1	1
Package 1 Height	3.165 cm
Package 1 Width	3.338 cm
Package 1 Length	6.038 cm
Package 1 Weight	0.04 kg
Unit Type of Package 2	S02
Number of Units in Package 2	100
Package 2 Height	15 cm
Package 2 Width	30 cm
Package 2 Length	40 cm
Package 2 Weight	5.79 kg
Unit Type of Package 3	PAL
Number of Units in Package 3	2000
Package 3 Height	60 cm
Package 3 Width	80 cm
Package 3 Length	90 cm
Package 3 Weight	111000 g

## Offer Sustainability

Sustainable offer status	Green Premium product
REACH Regulation	<a href="#">REACH Declaration</a>
REACH free of SVHC	Yes
EU RoHS Directive	Pro-active compliance (Product out of EU RoHS legal scope) <a href="#">EU RoHS Declaration</a>
Mercury free	Yes
China RoHS Regulation	<a href="#">China RoHS Declaration</a>
RoHS exemption information	<a href="#">Yes</a>
Environmental Disclosure	<a href="#">Product Environmental Profile</a>
Circularity Profile	<a href="#">End Of Life Information</a>
WEEE	The product must be disposed on European Union markets following specific waste collection and never end up in rubbish bins
California proposition 65	WARNING: This product can expose you to chemicals including: Lead and lead compounds, which is known to the State of California to cause cancer and birth defects or other reproductive harm. For more information go to <a href="http://www.P65Warnings.ca.gov">www.P65Warnings.ca.gov</a>

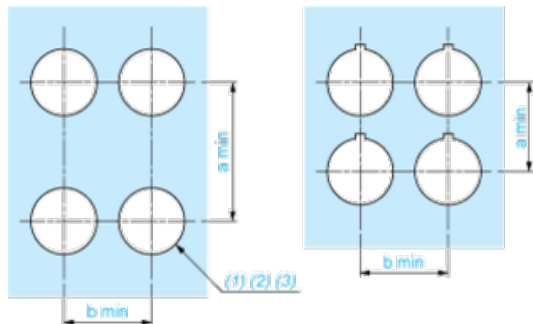
Dimensions



(e) Clamping thickness: 1 to 6 mm / 0.04 to 0.24 in.

Panel Cut-out for Pushbuttons, Switches and Pilot Lights (Finished Holes, Ready for Installation)

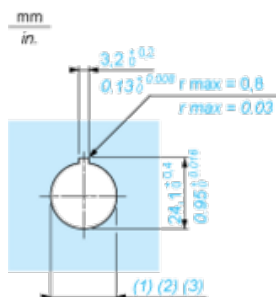
Connection by Screw Clamp Terminals



- (1) Diameter on finished panel or support
- (2) For selector switches and Emergency stop buttons, use of an anti-rotation plate type ZB5AZ902 is recommended.
- (3)  $\varnothing 22.5$  mm recommended ( $\varnothing 22.3_0^{+0.4}$ ) /  $\varnothing 0.89$  in. recommended ( $\varnothing 0.88$  in.  $^{+0.016}$ )

Connections	a in mm	a in in.	b in mm	b in in.
By screw clamp terminals connector	40	1.57	30	1.18
By Faston connectors	45	1.77	32	1.26

Detail of Lug Recess



- (1) Diameter on finished panel or support
- (2) For selector switches and Emergency stop buttons, use of an anti-rotation plate type ZB5AZ902 is recommended.
- (3)  $\varnothing 22.5$  mm recommended ( $\varnothing 22.3_0^{+0.4}$ ) /  $\varnothing 0.89$  in. recommended ( $\varnothing 0.88$  in.  $^{+0.016}$ )