

RoHS
Compliant



Features

- High reliability.
- Very sharp reverse characteristic.
- Low reverse current level.
- Vz-tolerance $\pm 5\%$.

Application

Voltage stabilization.

Absolute Maximum Ratings $T_J = 25^\circ\text{C}$

Parameter	Test Conditions	Symbol	Value	Unit
Power Dissipation	$T_{amb} \leq 75^\circ\text{C}$	P_V	500	mW
Z-Current	-	I_Z	P_V / V_Z	mA
Junction Temperature	-	T_J	200	°C
Storage Temperature Range	-	T_{STG}	-65 to +200	

Maximum Thermal Resistance $T_J = 25^\circ\text{C}$

Parameter	Test Conditions	Symbol	Value	Unit
Junction Ambient	$l = 9.5\text{mm}$ (3/8") TL = constant	R_{THJA}	300	K/W

Stresses exceeding maximum ratings may damage the device. Maximum ratings are stress ratings only. Functional operation above the recommended operating conditions is not implied. Extended exposure to stresses above the recommended operating conditions may affect device reliability.

Electrical Characteristics $T_J = 25^\circ\text{C}$

Parameter	Test Conditions	Symbol	Maximum	Unit
Forward Voltage	$I_F = 200\text{ mA}$	V_F	1.1	V

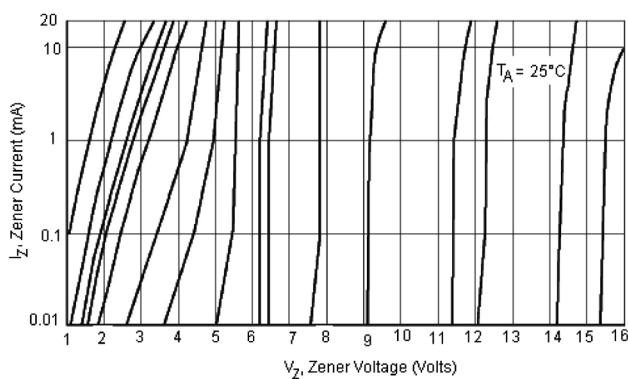
Specification Table

$V_{Znom}^{1)}$	I_{ZT}	for	r_{zIT}	r_{zIK}	at	I_{ZK}	I_R	at	V_R	TKvz	Part Number
V	mA		Ω	Ω		mA	μA		V	%/K	
2.4	20		< 30	< 1200		0.25	< 100		1	< -0.085	1N5221B
3.3	20		< 28	< 1600		0.25	< 25		1	< -0.07	1N5226B
3.6	20		< 24	< 1700		0.25	< 15		1	< -0.065	1N5227B
3.9	20		< 23	< 1900		0.25	< 10		1	< -0.06	1N5228B
4.3	20		< 22	< 2000		0.25	< 5		1	< +0.055	1N5229B
4.7	20		< 19	< 1900		0.25	< 5		2	< +0.03	1N5230B
5.1	20		< 17	< 1600		0.25	< 5		2	< +0.03	1N5231B
5.6	20		< 11	< 1600		0.25	< 5		3	< +0.038	1N5232B

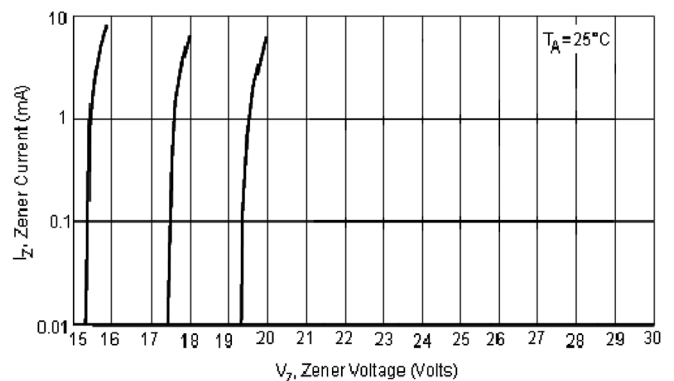
V _{Znom} ¹⁾	I _{ZT}	for	r _{ZIT}	r _{ZIK}	at	I _{ZK}	I _R	at	V _R	TK _{vz}	Part Number
V	mA		Ω	Ω		mA	μA		V	%/K	
6	20	< 7	< 1600	0.25	< 5	3.5	< +0.038	1N5233B			
6.2	20	< 7	< 1000	0.25	< 5	4	< +0.045	1N5234B			
6.8	20	< 5	< 750	0.25	< 3	5	< +0.05	1N5235B			
7.5	20	< 6	< 500	0.25	< 3	6	< +0.058	1N5236B			
8.2	20	< 8	< 500	0.25	< 3	6.5	< +0.062	1N5237B			
8.7	20	< 8	< 600	0.25	< 3	6.5	< +0.065	1N5238B			
9.1	20	< 10	< 600	0.25	< 3	7	< +0.068	1N5239B			
10	20	< 17	< 600	0.25	< 3	8	< +0.075	1N5240B			
11	20	< 22	< 600	0.25	< 2	8.4	< +0.076	1N5241B			
12	20	< 30	< 600	0.25	< 1	9.1	< +0.077	1N5242B			
13	9.5	< 13	< 600	0.25	< 0.5	9.9	< +0.079	1N5243B			
14	9	< 15	< 600	0.25	< 0.1	10	< +0.082	1N5244B			
15	8.5	< 16	< 600	0.25	< 0.1	11	< +0.082	1N5245B			
16	7.8	< 17	< 600	0.25	< 0.1	12	< +0.083	1N5246B			
17	7.4	< 19	< 600	0.25	< 0.1	13	< +0.084	1N5247B			
18	7	< 21	< 600	0.25	< 0.1	14	< +0.085	1N5248B			
20	6.2	< 25	< 600	0.25	< 0.1	16	< +0.086	1N5250B			

¹⁾ Based on DC - measurement at thermal equilibrium while maintaining the lead temperature (TL) at 30°C, 9.5mm (0.38") from the diode body

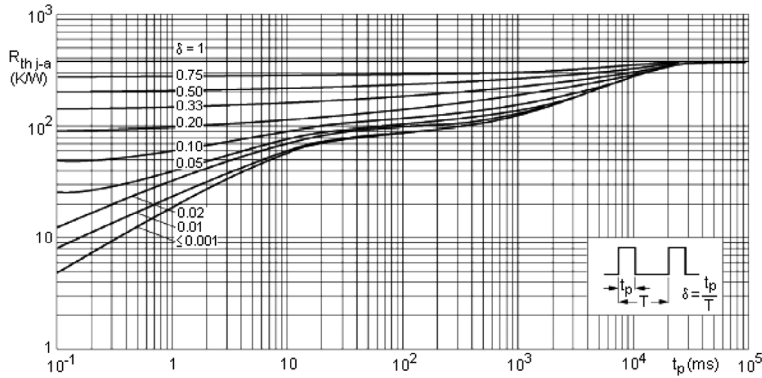
Characteristics (T_J = 25°C unless otherwise specified)



Zener Voltage versus Zener Current - Vz = 1 thru 16 Volts

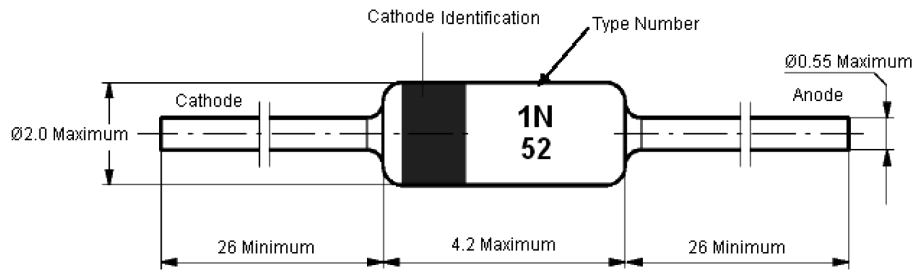


Zener Voltage versus Zener Current - Vz = 15 thru 30 Volts



Thermal Resistance from Junction to Ambient as a Function of Pulse Duration

Dimensions



Standard Glass Case
JEDEC DO-35

Dimensions : Millimetres

Important Notice : This data sheet and its contents (the "Information") belong to the members of the AVNET group of companies (the "Group") or are licensed to it. No licence is granted for the use of it other than for information purposes in connection with the products to which it relates. No licence of any intellectual property rights is granted. The Information is subject to change without notice and replaces all data sheets previously supplied. The Information supplied is believed to be accurate but the Group assumes no responsibility for its accuracy or completeness, any error in or omission from it or for any use made of it. Users of this data sheet should check for themselves the Information and the suitability of the products for their purpose and not make any assumptions based on information included or omitted. Liability for loss or damage resulting from any reliance on the Information or use of it (including liability resulting from negligence or where the Group was aware of the possibility of such loss or damage arising) is excluded. This will not operate to limit or restrict the Group's liability for death or personal injury resulting from its negligence. Multicomp Pro is the registered trademark of Premier Farnell Limited 2019.