



## Main

Range of product	Harmony XVM
Product or component type	Base unit with cover
Kit composition	Base unit Cover
Component name	XVM
Indicator bank base type	Base with integrated buzzer
[Us] rated supply voltage	24 V

## Complementary

Mounting diameter	45 mm
Signalling type	Continuous or intermittent buzzer
Supply circuit type	AC/DC
Housing colour	White
Connections - terminals	Screw terminals, 1 x 0.325...1 x 1.5 mm <sup>2</sup>
Marking	CE
Current consumption	< 15 mA
Fundamental frequency	4 kHz
Net weight	0.065 kg

## Environment

Noise level	0...80 dB at 1 m
Standards	EN/IEC 60947-5-1 EN/IEC 60947-1
Product certifications	CCC
Ambient air temperature for storage	-25...70 °C
Ambient air temperature for operation	-10...50 °C
Electrical shock protection class	Class I aluminium tube mounting conforming to IEC 60947-1 Class I aluminium tube mounting conforming to IEC 60947-5-1 Class I aluminium tube mounting conforming to IEC 61140
IP degree of protection	IP40 any position except vertical position conforming to IEC 60529 IP42 vertical position conforming to IEC 60529
Protective treatment	TC

## Packing Units

Unit Type of Package 1	PCE
Number of Units in Package 1	1
Package 1 Height	5.200 cm
Package 1 Width	9.500 cm
Package 1 Length	9.900 cm
Package 1 Weight	72.000 g
Unit Type of Package 2	S01
Number of Units in Package 2	21
Package 2 Height	15.000 cm

Package 2 Width	15.000 cm
Package 2 Length	40.000 cm
Package 2 Weight	1.782 kg

### Offer Sustainability

Sustainable offer status	Green Premium product
REACH Regulation	<a href="#">REACH Declaration</a>
EU RoHS Directive	Pro-active compliance (Product out of EU RoHS legal scope)
Mercury free	Yes
China RoHS Regulation	<a href="#">China RoHS Declaration</a>
RoHS exemption information	<a href="#">Yes</a>
Environmental Disclosure	<a href="#">Product Environmental Profile</a>
Circularity Profile	No need of specific recycling operations
WEEE	The product must be disposed on European Union markets following specific waste collection and never end up in rubbish bins

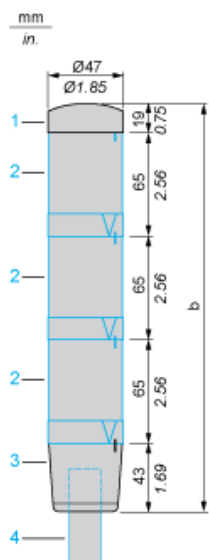
### Contractual warranty

Warranty	18 months
----------	-----------

Customer Assembled Tower Light

Dimensions

Below drawing shows a tower light with 3 illuminated stages. Select the number of stages according to the product characteristics in order to get b dimension.

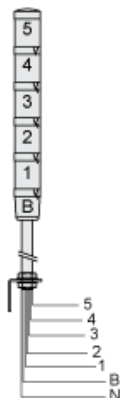


- (1) Cover (included with base unit)
- (2) Illuminated unit, to be ordered separately
- (3) Base unit
- (4) Fixing base XVMZ0•/Z0•T, to be ordered separately

Number of illuminated units (ref. 2)	b in mm	b in in.
1	127	5.00
2	192	7.56
3	257	10.12
4	322	12.68
5	387	15.24

## Customer Assembled Tower Light

### Wiring Diagram



Indicator bank with buzzer (4 illuminated units max.):

- 4: 4th illuminated unit
- 3: 3rd illuminated unit
- 2: 2nd illuminated unit
- 1: 1st illuminated unit
- N: Common
- B: Buzzer

Indicator bank without buzzer:

- 5: 5th illuminated unit
- 4: 4th illuminated unit
- 3: 3rd illuminated unit
- 2: 2nd illuminated unit
- 1: 1st illuminated unit
- N: Common

Maximum capacity for wiring through support tube:

- 6 wires x 1 mm<sup>2</sup>/16 AWG,
- 5 wires x 1.5 mm<sup>2</sup>/14 AWG

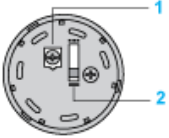
---

## Base Unit with Integral Buzzer

---

### Adjustment of Audible Signal

View from above:



- (1) Volume adjustment potentiometer: 0 to 85 dB. Use either a cross headed or flat tipped screwdriver.
- (2) 2-position selector for type of audible signal: continuous tone or intermittent tone