

XB4BV45

Pilot light, Harmony XB4, incandescent light, orange, 22mm, with plain lens, BA9s bulb, 230...240V



Main

| | |
|---------------------------------|-------------------------------------|
| Range of product | Harmony XB4 |
| Product or component type | Pilot light |
| Device short name | XB4 |
| Bezel material | Chromium plated metal |
| Fixing collar material | Zamak |
| Head type | Standard |
| Mounting diameter | 22.5 mm |
| Sale per indivisible quantity | 1 |
| Shape of signaling unit head | Round |
| Cap/operator or lens colour | Orange |
| Operator additional information | With plain lens |
| Light source | Incandescent |
| Bulb base | BA 9s |
| Light block supply | Via integral transformer 1.2 VA 6 V |
| [Us] rated supply voltage | 230...240 V AC at 50/60 Hz |

Complementary

| | |
|--|---|
| Height | 47 mm |
| Width | 30 mm |
| Depth | 78 mm |
| Terminals description ISO n°1 | (X1-X2)PL |
| Net weight | 0.152 kg |
| Resistance to high pressure washer | 7000000 Pa at 55 °C, distance : 0.1 m |
| Connections - terminals | Screw clamp terminals, <= 2 x 1.5 mm ² with cable end conforming to IEC 60947-1 Screw clamp terminals, 1 x 0.22...2 x 2.5 mm ² without cable end conforming to IEC 60947-1 |
| [Ui] rated insulation voltage | 600 V (pollution degree 3) conforming to IEC 60947-1 |
| [Uimp] rated impulse withstand voltage | 6 kV conforming to IEC 60947-1 |
| Signalling type | Steady |
| Device presentation | Complete product |

Environment

| | |
|---------------------------------------|---|
| Protective treatment | TH |
| Ambient air temperature for storage | -40...70 °C |
| Ambient air temperature for operation | -40...55 °C |
| Electrical shock protection class | Class I conforming to IEC 60536 |
| IP degree of protection | IP66 conforming to IEC 60529 IP67 IP69 IP69K |

The information provided in this documentation contains general descriptions and/or technical characteristics of the performance of the products contained herein. This documentation is not intended as a substitute for and is not to be used for determining suitability or reliability of these products for specific user applications. It is the duty of any such user or integrator to perform the appropriate and complete risk analysis, evaluation and testing of the products with respect to the relevant specific application or use thereof. Neither Schneider Electric Industries SAS nor any of its affiliates or subsidiaries shall be responsible or liable for misuse of the information contained herein.

| | |
|---------------------------|--|
| NEMA degree of protection | NEMA 13 NEMA 4X |
| IK degree of protection | IK06 conforming to IEC 50102 |
| Standards | IEC 60947-1 IEC 60947-5-5 IEC 60947-5-1 CSA C22.2 No 14 IEC 60947-5-4 UL 508 JIS C8201-5-1 JIS C8201-1 |
| Product certifications | UL listed[RETURN]CSA |
| Vibration resistance | 5 gn (f= 12...500 Hz) conforming to IEC 60068-2-6 |
| Shock resistance | 30 gn (duration = 18 ms) for half sine wave acceleration conforming to IEC 60068-2-27 50 gn (duration = 11 ms) for half sine wave acceleration conforming to IEC 60068-2-27 |

Packing Units

| | |
|------------------------------|----------|
| Unit Type of Package 1 | PCE |
| Number of Units in Package 1 | 1 |
| Package 1 Height | 8.4 cm |
| Package 1 Width | 4.8 cm |
| Package 1 Length | 3.4 cm |
| Package 1 Weight | 146.0 g |
| Unit Type of Package 2 | BB1 |
| Number of Units in Package 2 | 5 |
| Package 2 Height | 8.8 cm |
| Package 2 Width | 26.5 cm |
| Package 2 Length | 3.4 cm |
| Package 2 Weight | 735.0 g |
| Unit Type of Package 3 | S02 |
| Number of Units in Package 3 | 50 |
| Package 3 Height | 15.0 cm |
| Package 3 Width | 30.0 cm |
| Package 3 Length | 40.0 cm |
| Package 3 Weight | 7.788 kg |

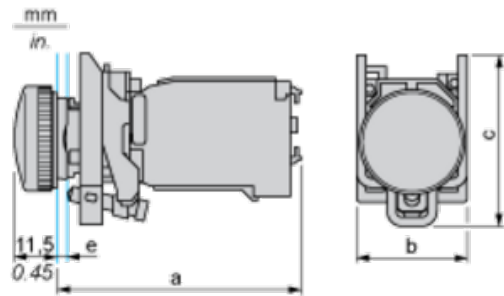
Offer Sustainability

| | |
|----------------------------|---|
| Sustainable offer status | Green Premium product |
| REACH Regulation | REACH Declaration |
| EU RoHS Directive | Pro-active compliance (Product out of EU RoHS legal scope) |
| Mercury free | Yes |
| China RoHS Regulation | China RoHS Declaration |
| RoHS exemption information | Yes |
| Environmental Disclosure | Product Environmental Profile |
| Circularity Profile | End Of Life Information |
| WEEE | The product must be disposed on European Union markets following specific waste collection and never end up in rubbish bins |

Contractual warranty

| | |
|----------|-----------|
| Warranty | 18 months |
|----------|-----------|

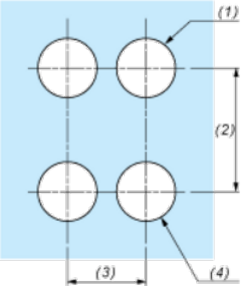
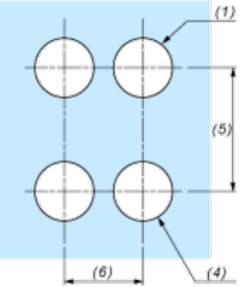
Dimensions



e : clamping thickness: 1 to 6 mm / 0.04 to 0.24 in.

| a in mm | a in in. | b in mm | b in in. | c in mm | c in in. |
|---------|----------|---------|----------|---------|----------|
| 66 | 2.60 | 30 | 1.18 | 46.5 | 1.83 |

Panel Cut-out for Pushbuttons, Switches and Pilot Lights (Finished Holes, Ready for Installation)

| Connection by Screw Clamp Terminals or Plug-in Connectors or on Printed Circuit Board | Connection by Faston Connectors |
|---|--|
|  |  |
| <p>(1) Diameter on finished panel or support</p> <p>(2) 40 mm min. / 1.57 in. min.</p> <p>(3) 30 mm min. / 1.18 in. min.</p> <p>(4) $\varnothing 22.5 \text{ mm} / 0.89 \text{ in.}$ recommended ($\varnothing 22.3 \text{ mm}_0^{+0.4} / 0.88 \text{ in.}_0^{+0.016}$)</p> <p>(5) 45 mm min. / 1.78 in. min.</p> <p>(6) 32 mm min. / 1.26 in. min.</p> | |