




ENGLISH

Datasheet RS Pro Depth Gauge/Protractor

RS Stock No: 387-0161



Specifications:

Manufactured from tempered steel

Satin Chrome finish

Protractor Angle Range: 180° x 1° both directions

Accuracy: $\pm 1/2^\circ$

Depth Range:

Metric Model: 140mm

Inch Model: 5-1/2"



Protractor Head Measurement: 3-5/16" x 2"

Front Face Grad.	Rear Face Grad	Total Length	Max. Depth Measurement	Width	Thickness
1/32"	1mm	6"/150mm	5-1/2"/140mm	5.3mm	1mm



Order Code	Manufacturers Code	Description
387-0161	51-500-000RS	Universal Precision Protractor

Datasheet RS Pro Depth Gauge/Protractor

Depth Measurement:

		<p>Place the Protractor Head across the top of the component to be measured. Loosen the central knurled nut and move the depth rule down to touch the required face.</p> <p>Ensure the depth rule lines up with zero on the protractor and lock the rule in place.</p> <p>Depth reading is taken where the rule lines up with the base of the Protractor Head.</p> <p>Example reading: 45mm</p>
--	--	---

Angle Measurement:

		<p>Place the component to be measured against the base of the Protractor Head. Move the Depth Rule to accurately enclose the component angle to be measured. Lock the Rule in position and take the reading from the Protractor scale/</p> <p>Example reading: 55°</p>
---	---	--