





## HD 6/12-4 C

Cold-water pressure washer for daily commercial use. With its compact dimensions, robust construction and greatest possible manoeuvrability, this unit is a credit to the compact class.



### 1 Save time and effort: EASY!Force high-pressure gun and EASY!Lock quick-release couplings.

- Effortless operation at last: the EASY!Force high-pressure gun.
- EASY!Lock quick-release couplings: durable and robust. And five times faster than screws.

### 2 Automatic pressure cut-off

- For reduced energy and water consumption.
- Switches off immediately when work is interrupted.

### 3 Pump technology

- High-quality components, such as brass cylinder head and chromium-plated stainless steel pistons ensure a long service life.
- Direct drive with minimal moving parts, low maintenance, optimal efficiency.

### 4 Accessory storage

- Clever features such as nozzle storage for added convenience.
- On-board cord storage with clip.



## HD 6/12-4 C

- Four-pole, low-speed, robust AC motor
- Three-piston axial pump with ceramic pistons
- Infinitely variable pressure regulation

### Technical data

<b>Order no.</b>	1.150-900.0	
<b>EAN code</b>	4054278164281	
<b>Power supply</b>	<b>Ph / V / Hz</b>	1 / 230 / 50
<b>Flow rate</b>	<b>l/h</b>	300-600
<b>Working pressure</b>	<b>bar / MPa</b>	20-120 / 2-12
<b>Max. pressure</b>	<b>bar / MPa</b>	160 / 16
<b>Max. inlet temperature</b>	<b>°C</b>	60
<b>Connection load</b>	<b>kW</b>	2.8
<b>Weight</b>	<b>kg</b>	24
<b>Dimensions (L × W × H)</b>	<b>mm</b>	360 × 375 × 925

### Equipment

<b>Spray gun</b>	EASY!Force	
<b>High-pressure hose</b>	<b>m</b>	10
<b>Spray lance</b>	<b>mm</b>	840
<b>Triple nozzle (0°/25°/40°)</b>	Manual	
<b>ANTI!Twist</b>	-	
<b>Pressure cut-off</b>	■	
<b>Servo Control</b>	-	

■ Included in the scope of supply.

# ACCESSORIES FOR HD 6/12-4 C

## 1.150-900.0

**KÄRCHER**



		Order no.	ID	Max. working pressure	Length	Price	Description	
<b>Standard with unions on both sides</b>								
High-pressure hose 2 x EASY!Lock DN 8, 315 bar, 10 m, ANTI!Twist	1	6.110-031.0	ID 8	315 bar	10 m		High-pressure hose (ID 8) suitable for up to 315 bar pressure. High-pressure hose with innovative EASY!Lock hand screw connection at both ends, ANTI!Twist, 10 m long.	▲
High-pressure hose 2 x EASY!Lock DN 8, 315 bar, 15 m, ANTI!Twist	2	6.110-030.0	ID 8	315 bar	15 m		15 m long high-pressure hose, ID 8, with ANTI!Twist at both ends with time-saving EASY!Lock hand screw connection.	▲
High-pressure hose 2 x EASY!Lock DN 8, 315 bar, 20 m, ANTI!Twist	3	6.110-032.0	ID 8	315 bar	20 m		High-pressure hose (ID 8), 20 m long, with time-saving and robust EASY!Lock hand screw connection at both ends. For up to 315 bar pressure.	▲
High-pressure hose, 2 x EASY!Lock, DN 8, 315 bar, 30 m, ANTI!Twist	4	6.110-014.0	ID 8	315 bar	30 m		Convenient length (30 m) and innovative EASY!Lock hand screw connection: high-pressure hose (ID 8) with ANTI!Twist for up to 315 bar pressure.	▲
High-pressure hose, 2 x EASY!Lock, DN 10, 220 bar, 15 m	5	6.110-042.0	ID 10	220 bar	15 m		With innovative EASY!Lock hand screw connection for up to 220 bar pressure: 15 m long high-pressure hose (ID 10).	▲
High-pressure hose, 2 x EASY!Lock, DN 10, 220 bar, 20 m	6	6.110-043.0	ID 10	220 bar	20 m		Main features of this high-pressure hose (ID 10): 20 m long with extremely time-saving and convenient EASY!Lock hand screw connection at both ends.	▲
High-pressure hose, 2 x EASY!Lock, DN 10, 220 bar, 25 m	7	6.110-044.0	ID 10	220 bar	25 m		Impressive values and basic equipment: high-pressure hose, (ID 10), 25 m long, for up to 220 bar pressure.	▲
High-pressure hose, 2 x EASY!Lock, DN 10, 220 bar, 40 m	8	6.110-045.0	ID 10	220 bar	40 m		40 m long high-pressure hose with EASY!Lock system for time-saving hand screw connection (at both ends). (ID) 10, up to 220 bar working pressure.	▲
High-pressure hose, 2 x EASY!Lock, DN 12, 210 bar, 15 m	9	6.110-059.0	ID 12	210 bar	15 m		Suitable for up to 250 bar working pressure: high-pressure hose (ID 12), 15 m long, with convenient EASY!Lock hand screw connection at both ends.	▲
High-pressure hose, 2 x EASY!Lock, 2x EASY!Lock, DN 12, 210 bar, 40 m	10	6.110-060.0	ID 12	210 bar	40 m		With EASY!Lock hand screw connection, 40 m long for wide working radius: high-pressure hose (ID 12) with EASY!Lock hand screw connection at both ends. Suitable for up to 250 bar working pressure.	▲
High-pressure hose, 2 x EASY!Lock, DN 6, 250 bar, 10 m	11	6.110-034.0	ID 6	250 bar	10 m		High-pressure hose, 10 m long with EASY!Lock hand screw connection at both ends. ID 6, suitable for up to 250 bar.	■
High-pressure hose 2 x EASY!Lock DN 6, 250 bar, 10 m, ANTI!Twist	12	6.110-035.0	ID 6	250 bar	10 m		High-pressure hose with ANTI!Twist, EASY!Lock hand screw connection at both ends (ID 6), 10 m long. Suitable for up to 250 bar pressure with ANTI!Twist.	□
High-pressure hose 2 x EASY!Lock DN 6, 300 bar, 10 m, ANTI!Twist	13	6.110-056.0	ID 6	300 bar	10 m		High-pressure hose (ID 6) with ANTI!Twist and new EASY!Lock hand screw connection at both ends. For up to 300 bar pressure. 10 m long.	□
<b>Longlife 400 with unions on both sides</b>								
Longlife 400 high-pressure hose, 2 x EASY!Lock, DN 8, 400 bar, 30 m, ANTI!Twist	14	6.110-023.0	ID 8	400 bar	30 m		Durable high-pressure hose with double steel reinforcement, ANTI!Twist and EASY!Lock hand screw connection at both ends. ID 8, 30 m long, for up to 400 bar pressure.	▲
Longlife 400 high-pressure hose, 2 x EASY!Lock, DN 8, 400 bar, 20 m, ANTI!Twist	15	6.110-027.0	ID 8	400 bar	20 m		High-pressure hose with ANTI!Twist, EASY!Lock hand screw connections and double steel reinforcement. 20 m long, ID 8, EASY!Lock hand screw connection at both ends.	▲
Longlife 400 high-pressure hose, 2 x EASY!Lock, DN 8, 400 bar, 15 m, ANTI!Twist	16	6.110-029.0	ID 8	400 bar	15 m		The double steel reinforcement ensures a long lifetime of this 15 m long high-pressure hose (ID 8), approved for up to 400 bar pressure hose.	▲
Longlife 400 high-pressure hose, 2 x EASY!Lock, DN 8, 400 bar, 1.5 m	17	6.110-024.0	ID 8	400 bar	1.5 m		1.5 m short high-pressure hose (ID 8). With convenient EASY!Lock hand screw connection at both ends for robust and fast connections. Durable, for up to 400 bar pressure.	□
Longlife 400 high-pressure hose, 1 x EASY!Lock, 1 x M22 x 1.5, DN 8, 400 bar, 1.5 m	18	6.110-069.0	ID 8	400 bar	1.5 m		High-pressure hose (ID 8) with double steel reinforcement, 30 m long, suitable for up to 400 bar pressure. Connectors: M 22 x 1.5, quick and convenient EASY!Lock hand screw connection.	□

■ Included in the scope of supply. □ Available accessories. ▲ Extension hose.

# ACCESSORIES FOR HD 6/12-4 C

## 1.150-900.0

**KÄRCHER**




		Order no.	ID	Max. working pressure	Length	Price	Description	
Longlife 400 high-pressure hose, 2 x EASY!Lock, DN 8, 400 bar, 10 m, ANTI!Twist	19	6.110-038.0	ID 8	400 bar	10 m		Durable, 10 m long high-pressure hose (ID 8) with double steel reinforcement and EASY!Lock hand screw connection at both ends and ANTI!Twist. Approved for 400 bar pressure.	<input type="checkbox"/>
<b>Food industry version with unions on both sides</b>								
High-pressure hose, food grade, 2 x EASY!Lock, DN 8, 10 m, ANTI!Twist	20	6.110-051.0	ID 8	250 bar	10 m		High-pressure hose (ID 6), 10 m long, with grey, non-marking outer covering. Approved for use in the food industry. With quick and robust EASY!Lock hand screw connection at both ends.	<input type="checkbox"/>
High-pressure hose, food grade, 2 x EASY!Lock, DN 8, 20 m, ANTI!Twist	21	6.110-052.0	ID 8	250 bar	20 m		Suitable for use in food industry: 20 m long high-pressure hose (ID 8) with grey, non-marking outer covering, ANTI!Twist and EASY!Lock hand screw connections.	<input type="checkbox"/>
High-pressure hose, food grade, 2 x EASY!Lock, DN 6, 15 m, ANTI!Twist	22	6.110-063.0	ID 6	250 bar	15 m		15 m long high-pressure hose (ID 6), food grade, with AVS hose reel connection, EASY!Lock hand screw connection and grey, non-marking outer covering.	<input type="checkbox"/>
<b>Longlife food design with screw connections at both ends</b>								
Longlife 400 high-pressure hose, food grade, 2 x EASY!Lock, DN 8, 10 m, ANTI!Twist	23	6.110-053.0	ID 8	400 bar	10 m		With blue, non-marking and animal fat resistant outer covering: durable high-pressure hose (ID 8), 10 m long, ANTI!Twist and EASY!Lock hand screw connection at both ends.	<input type="checkbox"/>
Longlife 400 high-pressure hose, food grade, 2 x EASY!Lock, DN 8, 20 m, ANTI!Twist	24	6.110-054.0	ID 8	400 bar	20 m		Durable high-pressure hose with double steel reinforcement and blue, non-marking and animal fat resistant outer covering. 20 m long with EASY!Lock hand screw connections.	<input type="checkbox"/>
<b>Special hoses</b>								
High-pressure hose, 1 x curved EASY!Lock, 1 x M22 x 1.5, DN 8, 400 bar, 1.5 m	25	6.110-068.0	ID 8	400 bar	1.5 m		For connection to hose reels: high-pressure hose, with M 22 x 1.5 connection and curved EASY!Lock hand screw connection. 1.5 m long, suitable for up to 400 bar working pressure.	<input type="checkbox"/>

■ Included in the scope of supply.  Available accessories. ▲ Extension hose.

# ACCESSORIES FOR HD 6/12-4 C

## 1.150-900.0



		Order no.	Flow rate				Price	Description	
<b>Trigger guns</b>									
EASY!Force Advanced	1	4.118-005.0						Effortless, not energy-sapping: the EASY!Force high-pressure gun uses the recoil force of the high-pressure jet to reduce the holding force for the operator to zero.	■
<b>Quick connect</b>									
Quick coupling	2	2.115-000.0						For fast changes between different spray lances/accessories. Perfect for Kärcher spray unit, suitable for trigger gun/spray lance interface. With M 22 x 1.5 internal thread.	□
Male coupling	3	2.115-001.0						Hardened stainless steel male coupling for quick coupling 2.115-000. With M 22 x 1.5 external thread.	□

■ Included in the scope of supply. □ Available accessories. ▲ Extension hose.

# ACCESSORIES FOR HD 6/12-4 C

## 1.150-900.0



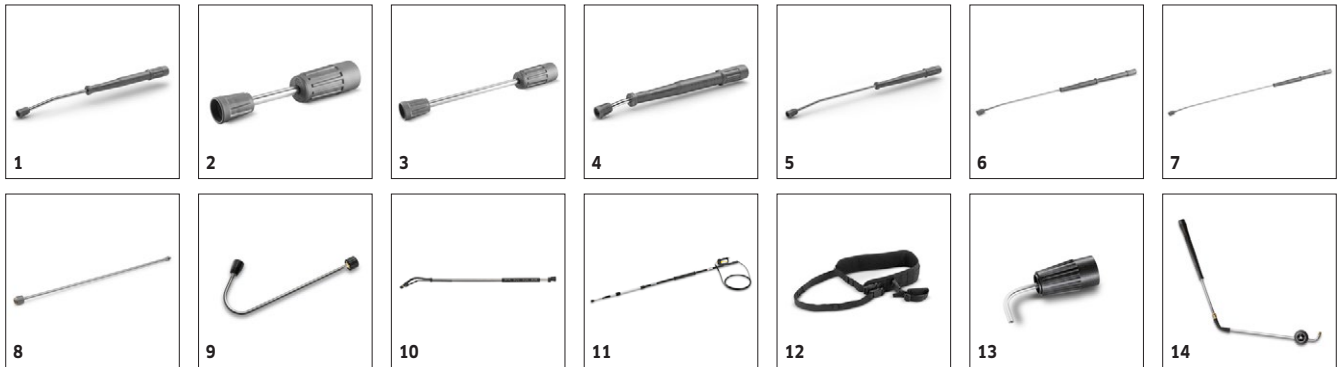
		Order no.	Max. working pressure	Nozzle size			Price	Description	
<b>Triple nozzles</b>									
Triple nozzle	1	4.117-035.0	300 bar	43				Triple nozzle with manual nozzle changeover. Convenient spray adjustment. For machines with an injector, the low-pressure flat stream is useful for cleaning agent suction and application. Connection M 18 x 1.5.	■
<b>Dirt Blaster, small</b>									
Dirt Blaster, small	2	4.114-021.0	180 bar	45				Up to 50% higher cleaning and area performance than its predecessor: with the new performance dirt blaster (nozzle size 045), power losses have been minimised and the spray quality maximised.	□
<b>Dirt blaster, large</b>									
Dirt blaster, large	3	4.114-042.0	300 bar	45				The dirt blaster with rotating pencil jet offers 10 times better cleaning performance. Ceramic nozzle and bearing ring for a long service life. Further data: Max. 300 bar, 30 MPa, 85°C.	□

■ Included in the scope of supply. □ Available accessories. ▲ Extension hose.

# ACCESSORIES FOR HD 6/12-4 C

## 1.150-900.0

**KÄRCHER**



		Order no.	Max. working pressure	Length		Price	Description	
<b>Rotating spray lances</b>								
Spray lance, 840 mm, rotating	1	4.112-006.0	300 bar	840 mm			850 mm stainless steel lance (manual coupling) with ergonomic handle for ease of use and protection. Rotatable 360° under pressure.	■
Spray lance, 250 mm, rotating	2	4.112-027.0	300 bar	250 mm			600 mm stainless steel lance (manual coupling) with ergonomic handle for ease of use and protection. Rotatable 360° under pressure.	□
Spray lance, 400 mm, rotatable	3	4.112-024.0	300 bar	400 mm				□
600 mm spray pipe, rotatable	4	4.112-007.0	300 bar	600 mm				□
1050 mm spray pipe, rotatable	5	4.112-000.0	300 bar	1050 mm			1050 mm stainless steel lance (manual coupling) with ergonomic handle for ease of use and protection. Rotatable 360° under pressure.	□
1550 mm spray pipe, rotatable	6	4.112-018.0	300 bar	1550 mm			1550 mm stainless steel lance (manual coupling) with ergonomic handle for ease of use and protection. Rotatable 360° under pressure.	□
2050 mm spray pipe, rotatable	7	4.112-021.0	300 bar	2050 mm			2050 mm stainless steel lance (manual coupling) with ergonomic handle for ease of use and protection. Rotatable 360° under pressure.	□
EASY!Lock 1000 mm spray lance extender	8	4.112-048.0	300 bar	1000 mm			Spray lance extension with EASY!Lock connection. Length 1000 mm.	□
<b>Angular spray lance</b>								
Spray lance for toilets and rain gutters	9	4.112-029.0					Stainless steel lance WC and gutter with nozzle insert. Specially shaped for effective and hygienic cleaning of gutters and toilets.	□
<b>Flexible spray lance</b>								
Flexible lance 1050 mm	10	4.112-035.0	210 bar	1050 mm			1050 mm flexible lance with variable bend from 20° to 140°, ideal for cleaning difficult to reach areas, e.g. gutters.	□
<b>Telescopic spray lance</b>								
Telescopic spray lance	11	4.112-037.0	225 bar	5400 mm			Can be continuously extended from 1.8 to 5.4 m. For cleaning areas that are difficult to reach, such as ceilings or facades. With integrated HD trigger gun, M 22 x 1.5 connection with rotary coupling. Connection for M 18 x 1.5 nozzles.	□
Strap for telescopic spray pipe	12	6.373-987.0					Convenient strap for relief when working with the telescopic spray lance (6.394-690). The burden is optimally distributed on the body and longer periods of use are possible.	□
<b>Gutter cleaner</b>								
Gutter cleaning lance	13	2.112-015.0		960 mm			The lance is suited for cleaning of gutter systems. Because of the shape of the lance and the special nozzle the gutter can be cleaned without removing the cover plates.	□
<b>Undercarriage spray lance</b>								
Underbody lance	14	4.112-032.0		700 mm			Stainless steel lance for effective and easy underbody and wheel arch cleaning. Without high-pressure nozzle.	□
<b>Additional handle</b>								
Additional handle for EASY!Lock spray lances	15	4.321-380.0					Comfortable in every situation - the additional handle is easy to attach to the spray lance of our new EASY!Lock generation and makes work easier by allowing you to adjust your posture to suit the particular task. Regularly changing your posture relieves the strain on your body, making work more relaxed. Thanks to the 360°-rotatable spray lance, the additional handle can simply be fully rotated whilst working for greater flexibility.	□

■ Included in the scope of supply. □ Available accessories. ▲ Extension hose.

# ACCESSORIES FOR HD 6/12-4 C

## 1.150-900.0



1

		Order no.					Price	Description	
<b>Y distributor</b>									
Y distributor	1	4.111-024.0						Offers the option to connect two spray units to the machine. Installation on the high pressure outlet.	<input type="checkbox"/>

■ Included in the scope of supply. □ Available accessories. ▲ Extension hose.



# ACCESSORIES FOR HD 6/12-4 C

## 1.150-900.0

**KÄRCHER**



		Order no.	Flow rate	Nozzle size	Diame-ter	Price	Description	
<b>FR Classic surface cleaner</b>								
FR Classic surface cleaner	1	2.111-016.0			300 mm		The ideal entry-level model in the Kärcher surface cleaner range for cleaning surfaces indoors and outdoors. With splash guard and up to 150 bar working pressure.	<input type="checkbox"/>
<b>Hard Surface Cleaner FRV 30</b>								
Rubber lip for FRV 30	2	2.642-910.0					For smooth floors indoors. The squeegee increases the suction performance of the FRV 30 and minimises the amount of water remaining. This means the floor is dry in just a few minutes.	<input type="checkbox"/>
Extension hose 5 m	3	4.440-939.0					5m extension hose for FRV 30. Connection sleeve included.	<input type="checkbox"/>
Hose fastening attachment kit	4	2.642-528.0					Suction cup for fixing the suction hose to smooth surfaces.	<input type="checkbox"/>
Dirt trap attachment kit	5	2.642-532.0					Galvanised steel bucket for collecting coarse dirt and for fixing the suction hose in outside areas.	<input type="checkbox"/>
FRV 30 Surface Cleaner	6	2.111-010.0					With the integrated, automatic suction of the dirty water, the FRV 30 makes surface cleaning even more efficient and can be used in both inside and outside areas. There is no longer a need to rinse the surface after cleaning, since the dirty water can be discharged through the 5 m suction hose supplied. Additional quality features are the non-marking steering rollers and double ceramic bearing. Machine-specific nozzle kit must be ordered separately. Max. 250 bar / 1000 l/h / 60°C.	<input type="checkbox"/>
<b>Hard surface cleaner FR 30</b>								
FR 30 Surface Cleaner	7	2.111-011.0			300 mm		Up to 10 times greater area performance compared with the conventional high-pressure jet. Plastic casing for optimal manoeuvrability, double ceramic bearing for long working times, flexible connection joint for optimal handling and integrated parking position. Machine-specific nozzle kit must be ordered separately. Max. 180 bar / 850 l/h / 60°C.	<input type="checkbox"/>
<b>FR 30 Me surface cleaner</b>								
Hard Surface Cleaner FR 30 Me	8	2.111-013.0			300 mm		Hot water resistant stainless steel surface cleaner with double ceramic bearings, non-marking swivel castors and suction hose connection. Ideal for indoor cleaning, e.g. food industry.	<input type="checkbox"/>
<b>Machine-specific nozzle kits for FR</b>								
Nozzle kit for surface cleaners	9	2.640-401.0	500-650 l/h				Nozzle kit includes power nozzles and unions. For Kärcher surface cleaners (500 to 650 l/h).	<input type="checkbox"/>
<b>Machine-specific nozzle kits for FRV</b>								
Nozzle kit 045 - for FRV	10	2.642-432.0		45			Machine-specific nozzle kit with Kärcher power nozzles and jet nozzle for FRV 30.	<input type="checkbox"/>
<b>Machine-specific nozzle kits for FR Classic</b>								
Nozzle kit for FR Classic 040	11	2.885-312.0		40			Nozzle kit specifically for FR Classic surface cleaner.	<input type="checkbox"/>
<b>FRV 30 Me surface cleaner</b>								
Extension hose FRV 30 Me and FRV 50 Me	12	4.441-040.0					5 m extension hose for FRV 30 Me. Includes connecting adapter.	<input type="checkbox"/>
FRV 30 Me Surface Cleaner	13	2.111-012.0					Thanks to automatic suction of the dirty water, the stainless steel FRV 30 Me Surface Cleaner makes surface cleaning more efficient in both inside and outside areas. Hot water cleaning up to 85°C.	<input type="checkbox"/>

■ Included in the scope of supply. □ Available accessories. ▲ Extension hose.

# ACCESSORIES FOR HD 6/12-4 C 1.150-900.0



14

		Order no.	Flow rate	Nozzle size	Diame- ter	Price	Description
<b>Surface Cleaner FR 50 Me</b>							
FRV 50 Me surface cleaner	14	2.111-024.0					Surface cleaning with automatic suction of the dirty water for very large surfaces - this means the FRV 50 Me. Hot water cleaning up to 85°C. The FRV 50 Me features a temperature-resistant 10 m polyurethane suction hose. Additional quality features are the non-marking steering rollers and double ceramic bearing. Machine-specific nozzle kit must be ordered separately. Max. 250 bar / 2000 l/h / 85°C. <input type="checkbox"/>

■ Included in the scope of supply.  Available accessories. ▲ Extension hose.

# ACCESSORIES FOR HD 6/12-4 C

## 1.150-900.0

**KÄRCHER**



		Order no.					Price	Description	
<b>Nozzle union</b>									
Nozzle screws	1	4.112-011.0						Nozzle screws with protectors for high-pressure and power nozzles	<input type="checkbox"/>
<b>Rotary coupling</b>									
Rotary coupling	2	4.111-021.0						Reliably prevents twisting of HP hoses. Connection M 22 x 1.5 m. Handle protection	<input type="checkbox"/>
<b>Coupling</b>									
Adapter hose extension 9 TR	3	4.111-037.0						Adapter 9 to connect the new hose with the new hose	<input type="checkbox"/>
<b>Connector</b>									
Screw socket for surface cleaners and Servo Control controllers	4	4.111-022.0						For attaching high-pressure nozzles and accessory parts to the HD trigger gun (with nozzle screws) - 1 x M 22 x 1.5/1 x M 18 x 1.5.	<input type="checkbox"/>
Short spray unit	5	4.111-038.0						For attaching high-pressure nozzles and accessory parts to HP trigger gun (with nozzle screws). Not compatible with triple nozzles.	<input type="checkbox"/>
<b>EASY!Lock adapter</b>									
Adapter 1 M22AG-TR22AG	6	4.111-029.0						Adapter 1 to connect the old hose with the new hose	<input type="checkbox"/>
Adapter 2 M22IG-TR22AG	7	4.111-030.0						Adapter 2 to connect the old device with the new hose and the old gun with the new hose	<input type="checkbox"/>
Adapter 3 M22IG-TR22AG	8	4.111-031.0						Adapter 3 to connect the old gun with the new spray lance and new servo regulator	<input type="checkbox"/>
Adapter 4 TR22IG-D11	9	4.111-032.0						Adapter 4 to connect the new gun with the old swivel hose	<input type="checkbox"/>
Adapter 5 TR22IG-M22AG	10	4.111-033.0						Adapter 5 to connect the new gun with the old spray lance and new servo regulator with the old spray lance	<input type="checkbox"/>
Adapter 6 TR22IG-M22AG	11	4.111-034.0						Adapter 6 to connect the new device with the old hose and the old hose with the new gun	<input type="checkbox"/>
Adapter 7 M18IG-TR20AG	12	4.111-035.0						Adapter 7 to connect the old spray lance with the new nozzle	<input type="checkbox"/>
Adapter 8 TR20IG-M18AG	13	4.111-036.0						Adapter 8 to connect the new spray lance with the old nozzle	<input type="checkbox"/>
Adapter 12 rotary coupling EASY!Lock 22 IG - M22 x 1.8 AG	14	4.111-046.0						Rotatable adapter for connecting EASY!Force high-pressure gun and high-pressure hoses with M 22x1.5 connection	<input type="checkbox"/>
<b>Cleaning agent injector</b>									
Cleaning agent injector for high and low pressure (without nozzles)	15	4.637-032.0						Detergent injector for independent high and low pressure dosage. Maximum dosage about 15%.	<input type="checkbox"/>
Cleaning agent injector for high pressure (without nozzle)	16	4.637-033.0						Cleaning agent dosage at high pressure 3 - 5 %	<input type="checkbox"/>
<b>Machine-specific nozzle kit with order no. 4.637-033.0</b>									
Nozzle kit HD 500-700 l/h	17	4.769-005.0						For HD 500 - 700 l/h. Consists of nozzle insert + HP power nozzle + union	<input type="checkbox"/>
<b>Nozzle insert with order no. 4.637-032.0</b>									
Nozzle insert up to 1,100 l/h - high pressure	18	4.769-003.0						Nozzle insert for detergent injector 3.637-001 for high-pressure detergent application. For high-pressure cleaners with a water flow rate up to 1100 l/h.	<input type="checkbox"/>
Nozzle insert up to 1,100 l/h - low pressure	19	4.769-001.0						For low pressure with machines up to 1.100 l/h	<input type="checkbox"/>

■ Included in the scope of supply. □ Available accessories. ▲ Extension hose.

# ACCESSORIES FOR HD 6/12-4 C

## 1.150-900.0

**KÄRCHER**



		Order no.	Max. working pressure	Nozzle size	Diameter	Price	Description	
<b>Barrel and tank cleaning</b>								
Barrel cleaner BC 14/12	1	2.112-020.0					Nozzle kit with wet blasting nozzle and nozzle insert (type specific). For optimal Kärcher wet blasting attachment performance. Only in combination with wet blasting attachment 4.115-000.0   4.115-006.0.	<input type="checkbox"/>
<b>Pipe cleaning hose, ID 6</b>								
Pipe cleaning hose, ID 6, 10 m, max. 250 bar	2	6.110-046.0	250 bar				The 10 m pipe cleaning hose is a highly flexible high pressure hose for pipe interior cleaning (threaded connection for nozzle R 1/8).	<input type="checkbox"/>
Pipe cleaning hose, ID 6, 20 m, max. 250 bar	3	6.110-008.0	250 bar				The 20 m pipe cleaning hose is a highly flexible high pressure hose for pipe interior cleaning (threaded connection for nozzle R 1/8).	<input type="checkbox"/>
Pipe cleaning hose, ID 6, 30 m, max. 250 bar	4	6.110-047.0	250 bar				The 30 m pipe cleaning hose is a highly flexible high pressure hose for pipe interior cleaning (threaded connection for nozzle R 1/8).	<input type="checkbox"/>
Pipe cleaning hose, ID 6, 10 m, max. 140 bar	5	6.110-048.0	140 bar				10 m flexible high-pressure hose (DN 6) for cleaning pipes (threaded connection for R 1/8 nozzle).	<input type="checkbox"/>
Pipe cleaning hose, ID 6, 20 m, max. 140 bar	6	6.110-049.0	140 bar				The 20 m pipe cleaning hose is a highly flexible high pressure hose for pipe interior cleaning (threaded connection for nozzle R 1/8).	<input type="checkbox"/>
Pipe cleaning hose, ID 6, 30 m, max. 140 bar	7	6.110-050.0	140 bar				30 m flexible high-pressure hose (DN 6) for cleaning pipes (threaded connection for R 1/8 nozzle).	<input type="checkbox"/>
<b>Pipe cleaning nozzle</b>								
Pipe cleaning dirt blaster D 25 / 040	8	6.415-944.0		40	25 mm		The forward-tilted rotating pencil jet removes the most stubborn dirt. The three backwards-tilted jets ensure the necessary forward movement, as well as convenient handling.	<input type="checkbox"/>
Pipe cleaning dirt blaster D 30 / 040	9	6.415-946.0		40	30 mm			<input type="checkbox"/>
Pipe cleaning dirt blaster D 35 / 040	10	6.415-948.0		40	35 mm			<input type="checkbox"/>
Pipe cleaning nozzle	11	5.763-015.0		55	16 mm		16 mm pipe cleaning nozzle with internal thread. Various jet directions for environmentally-friendly cleaning of blocked drains and pipes.	<input type="checkbox"/>
	12	5.763-020.0		65	16 mm			<input type="checkbox"/>
	13	5.763-017.0		50	30 mm			Pipe cleaning nozzle with inner thread. Different spray directions. The hose moves freely through the pipe. (R 1/8" connection, 3 x 30° backwards, diameter 30 mm.)
Rotating pipe cleaning nozzle	14	6.415-428.0		50	16 mm		Pipe cleaning nozzle with four rotating jets and inner thread. Different spray directions. The hose moves freely through the pipe. With R 1/8" connection.	<input type="checkbox"/>

■ Included in the scope of supply. □ Available accessories. ▲ Extension hose.

# ACCESSORIES FOR HD 6/12-4 C

## 1.150-900.0



1-4

		Order no.	Nozzle size					Price	Description	
<b>HP nozzle spray angle 0°</b>										
High-pressure nozzle spray angle 0°	1	2.113-033.0	45						High-pressure nozzle with powerful jet for extremely stubborn dirt.	<input type="checkbox"/>
<b>Power nozzle spray angle 15°</b>										
Power nozzle spray angle 15°	2	2.113-046.0	45						Fan jet nozzle with 15° spray angle suitable for stubborn dirt.	<input type="checkbox"/>
<b>Power nozzle spray angle 25°</b>										
Power nozzle spray angle 25°	3	2.113-008.0	43						Fan jet nozzle with 25° spray angle, suitable for large areas and removing stubborn dirt and stains.	<input type="checkbox"/>
<b>Power nozzle spray angle 40°</b>										
Power nozzle spray angle 40°	4	2.113-053.0	45						Power nozzle with a 40° spray angle and fan jet, suitable for large areas and sensitive surfaces.	<input type="checkbox"/>

■ Included in the scope of supply. □ Available accessories. ▲ Extension hose.

# ACCESSORIES FOR HD 6/12-4 C

## 1.150-900.0



		Order no.	Nozzle size				Price	Description	
<b>Wet blasting attachment (without nozzle)</b>									
Wet blasting attachment with flow control (without nozzles)	1	4.115-000.0						Paint, rust and scale removal made easy: Kärcher wet blasting attachment with flow control for adding blasting abrasive to the high-pressure jet.	<input type="checkbox"/>
Wet blasting attachment without flow control (nozzles not included)	2	4.115-006.0						Paint, rust and scale removal made easy: Kärcher wet blasting attachment with flow control for adding blasting abrasive to the high-pressure jet. Without flow control.	<input type="checkbox"/>
<b>Nozzle kits for wet jet unit</b>									
Nozzle kit for wet jet unit 045	3	2.112-022.0	45					Nozzle kit with wet blasting nozzle and nozzle insert (type specific). For optimal Kärcher wet blasting attachment performance. Only in combination with wet blasting attachment 4.115-000.0   4.115-006.0.	<input type="checkbox"/>
<b>Boron carbide nozzle</b>									
Boron carbide nozzle, for machines up to 1,000 l/h	4	6.415-084.0	6 mm					In addition to nozzle packs. Very wear-resistant nozzle with boron carbide chuck for continuous-duty operation.	<input type="checkbox"/>

■ Included in the scope of supply. □ Available accessories. ▲ Extension hose.

# ACCESSORIES FOR HD 6/12-4 C

## 1.150-900.0

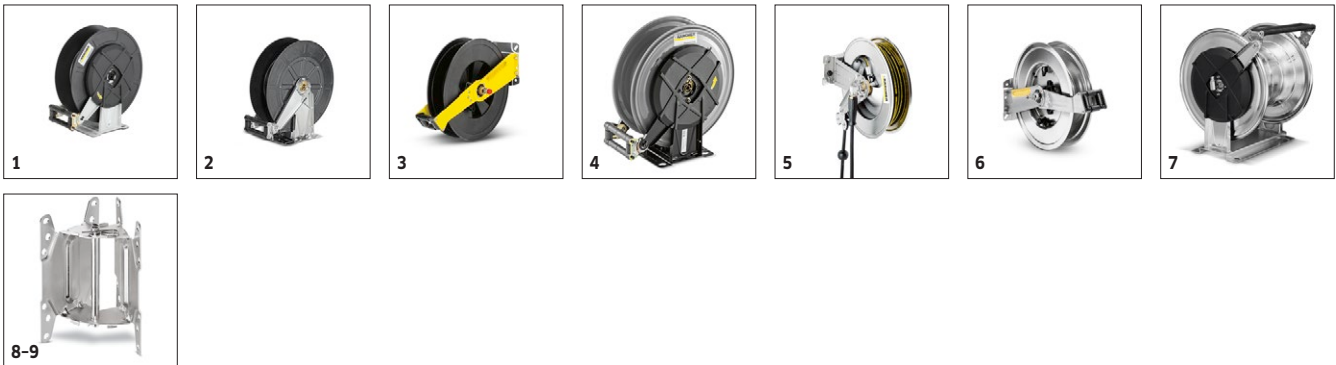


		Order no.	Flow rate				Price	Description	
<b>Cup foam lance</b>									
Cup foam lance Basic 1	1	4.112-053.0	350-600 l/h					For high-pressure cleaners with a flow rate of 350-600 l/h: new, robust and very high-quality Basic 1 cup foam lance with outstanding foam quality while consuming half as much cleaning agent.	<input type="checkbox"/>
Cup foam lance Advanced 042	2	2.112-018.0						Short, handy foam lance with adjustable spray angle with 1 litre detergent tank. Ideal for cleaning cars due to its compact design.	<input type="checkbox"/>
1-litre cleaning agent container for foam lance	3	6.414-050.0						Additional 1-litre cleaning agent container for quick replacement of the cleaning agent (for foam lance 2.112-017.0 and 2.112-018.0).	<input type="checkbox"/>
	4	6.414-954.0						Additional 1-litre cleaning agent container for quick replacement of the cleaning agent (for foam lance 6.394-668)	<input type="checkbox"/>
<b>Inno Foam Kit</b>									
Inno Foam Set with detergent injector	5	2.112-000.0						High-pressure foam system with double lance (foam nozzle and high-pressure jet for rinsing). For use with mobile and stationary high-pressure and HDS pressure cleaners for cleaning or disinfection.	<input type="checkbox"/>
<b>Easy Foam Set</b>									
Easy Foam Set with RM injector	6	2.112-010.0						HP foam system for use with HD/HDS units for cleaning and disinfecting. Foam nozzle for connection to lance and HP chemical injector with precision 0-5% metering valve. The machine specific nozzle kit has to be ordered separately.	<input type="checkbox"/>
<b>Nozzle kits for Inno/Easy Foam Set</b>									
Nozzle kit 060 for Inno / Easy Set 600-700 l/h	7	2.111-018.0	600-700 l/h					Optimal adaptation to different machine outputs for economic use.	<input type="checkbox"/>
<b>Foam nozzle mounting kit</b>									
Foam nozzle attachment kit	8	2.112-013.0						Foaming agent kit. The foam nozzle is ideal for use in sanitary areas and the food industry and wherever long application times are necessary.	<input type="checkbox"/>

■ Included in the scope of supply. □ Available accessories. ▲ Extension hose.

# ACCESSORIES FOR HD 6/12-4 C

## 1.150-900.0




		Order no.	Length				Price	Description	
<b>Automatic, self-winding hose reels for wall mounting</b>									
Automatic hose reel, powder-coated steel / plastic	1	6.392-074.0	20 m					Automatic hose reel for 20 m high-pressure hose. The console is made from powder-coated steel, the drum is made from plastic.	<input type="checkbox"/>
Automatic stainless steel / synthetic material hose drum	2	6.392-083.0	20 m					Automatic hose reel for 20 m high-pressure hose. The console consists of stainless steel, the drum is made from plastic.	<input type="checkbox"/>
Automatic hose reel, coated	3	6.392-106.0	20 m					Automatic hose reel of durable plastic. Painted steel bracket. Suitable for 20 m high-pressure hose.	<input type="checkbox"/>
Hose reel, automatic, basalt grey-coated	4	6.392-105.0	20 m					Automatic hose reels provide the highest level of safety and convenience for winding and unwinding HP hoses. For example: order no. 6.110-011.0 (ID 8, 20 m, 315 bar) or order no. 6.110-028.0 (ID 8, 20 m, 400 bar Longlife).	<input type="checkbox"/>
Automatic hose reel, stainless steel, includes swivel holder	5	6.392-076.0	20 m					Automatic stainless steel hose reel. With swivel holder. Suitable for 20 m high-pressure hose.	<input type="checkbox"/>
Automatic stainless steel hose reel	6	6.392-122.0	20 m					High-grade, automatic steel hose reel. Especially suitable for use in the food industry. The material and finish provide for a corrosion-resistant, watertight capsuled sprong drive. Connection for HP hoses with nipple.	<input type="checkbox"/>
	7	6.392-442.0	40 m					Automatic hose reels provide the highest level of safety and convenience for winding and unwinding HP hoses. Compatible high-pressure hose, e.g. order no. 6.110-076.0 (ID 8, 40 m, 400 bar, 1x hose reel connection attachment kit).	<input type="checkbox"/>
Powder-coated swivel holder	8	2.639-931.0						Swivel holder for automatic hose reel wall mounting. For maximum action radius and flexibility of high-pressure hose. Rotatable 120°. Galvanised steel.	<input type="checkbox"/>
Stainless steel swivel holder	9	2.641-867.0						Swivelling wall bracket made of high-grade steel (for 2.641-866). This makes maximum flexibility and convenience possible when working with the HP hose.	<input type="checkbox"/>

■ Included in the scope of supply. □ Available accessories. ▲ Extension hose.



# ACCESSORIES FOR HD 6/12-4 C

## 1.150-900.0



		Order no.	Length	Diameter		Price	Description	
<b>Other HP Accessories</b>								
Starting current limiter	1	2.637-495.0					Reduces starting current in single-phase supply and protects line fuse.	<input type="checkbox"/>
<b>Geka coupling</b>								
Geka connector with hose barb, R 1/2"	2	6.388-461.0					with hose liner	<input type="checkbox"/>
Geka connector with hose barb, R 3/4"	3	6.388-455.0						<input type="checkbox"/>
Geka connector with hose barb, R 1"	4	6.388-465.0					with hose barb	<input type="checkbox"/>
Geka connector with inner thread, R 3/4"	5	6.388-473.0					with female thread	<input type="checkbox"/>
<b>Suction filter</b>								
Water suction filter	6	6.414-956.0					Suitable for ponds, storage tanks or similar, polyamide filter casing, stainless steel strainer, 800 µm mesh, R 3/4" and R 1" connection, without non-return valve	<input type="checkbox"/>
Suction filter with check valve	7	4.730-012.0					Brass suction filter suitable for ponds, storage tanks, etc. With check valve.	<input type="checkbox"/>
<b>Water fine filter</b>								
Water fine filter, with adapter	8	4.730-102.0					Fine-mesh water filter, 125 µm, max. temperature 50°C. Protects the high-pressure cleaner from dirt particles contained in the water. Water flow rate up to 1200 l/h. Connection 3/4", with adapter, 1".	<input type="checkbox"/>
<b>Water supply hose</b>								
Water supply hose	9	4.440-038.0	7.5 m				NW 13 R1" / R 3/4", up to 30 °C	<input type="checkbox"/>
	10	4.440-207.0	7.5 m				NW 19 R1" / R 3/4", up to 85 °C, for pick-up	<input type="checkbox"/>
<b>Backflow check valve</b>								
Backflow preventer	11	2.641-374.0					To prevent detergent getting into the drinking water cycle in case of inlet at low-pressure. - hot water resistant up to 80 °C - tested according to IEC 60335-2-79 - integrated leakage protection	<input type="checkbox"/>

■ Included in the scope of supply. □ Available accessories. ▲ Extension hose.

# ACCESSORIES FOR HD 6/12-4 C

## 1.150-900.0



		Order no.	Flow rate				Price	Description	
<b>Push-on washing brush</b>									
Push-on wash brush	1	4.762-497.0						The wash brush is fitted directly onto the devices' new dual and triple nozzles using clamping.	<input type="checkbox"/>
	2	4.113-001.0						For general-purpose cleaning of all surfaces. Clamps directly onto the spray lance. Connection M 18 x 1.5	<input type="checkbox"/>
<b>Rotating washing brush</b>									
Rotating wash brush for < 800 l/h machines, nylon bristles	3	4.113-004.0	500-800 l/h					The rotating wash brush gently removes fine dust and traffic film from all surfaces. Temperature resistant up to 60°C. (M 18 x 1.5, replaceable brush insert).	<input type="checkbox"/>
Rotating wash brush for < 800 l/h machines, natural bristles	4	4.113-003.0	500-800 l/h					Driven by water stream. Gently removes fine dust and traffic film from any surface. Temperature resistant up to 60°C, M 18 x 1.5 (replaceable brush insert).	<input type="checkbox"/>

■ Included in the scope of supply. □ Available accessories. ▲ Extension hose.