

Datasheet


Stock No: 179-2983, 179-2984, 179-2985, 179-2986

Analogue Dial On Delay Timer

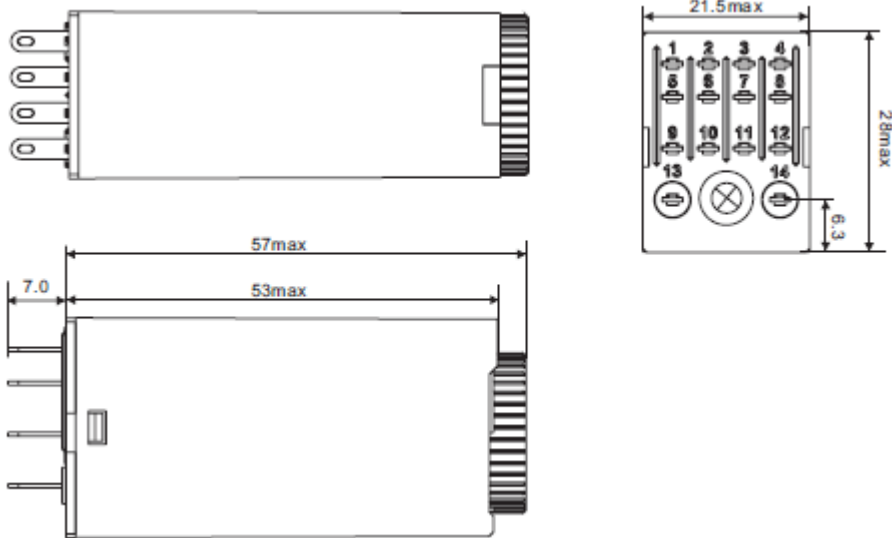


Specifications:

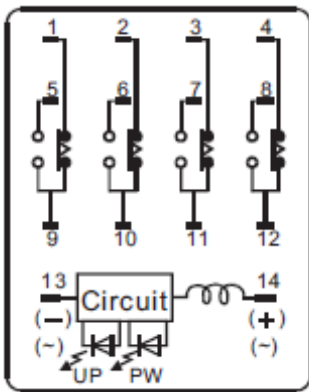
- 14 pin plug-in
- Analogue Dial Display
- On Delay timer

RS Stock No	179-2983	179-2984	179-2985	179-2986
Specification				
Supply Voltage	24Vdc			
Operating Voltage Range	Rated voltage 85-110% (90%-110% is DC12V)			
Power consumption	3.5W			
Timing Function	On Delay			
Timing Range	0.1min – 3min	0.2min – 5min	0.5min – 10min	1min – 30min
Contact	Configuration	4PDT (4C)		
	Rated Current AC-1	3A @ 250VAC (p.f. =1)		
Repetitive Error	±2% (FS max.)			
Setting Error	±5% (FS max.)			
Voltage Error	±2% (FS max.)			
Temperature Error	±2% (FS max.)			
Resetting Time	Min.time: 0.2 sec			
Insulation resistance	100MW (DC500V)			
Dielectric strength	Between current-carrying and Non-current-carrying parts 2000V 50/60Hz min			
	Between control output terminals and operating circuit 1500V 50/60Hz min			
	Between contacts 1000V 50/60Hz min			
Vibration Resistance	Destruction	10~55Hz with 0.75mm single amplitude each in 3 directions for 2 hours each		
	Malfunction	10~55Hz with 0.5mm single amplitude each in 3 directions for 10 minutes each		
Shock Resistance	Destruction	30G		
	Malfunction	10G		
Life Expectancy	Electrical Life	> 10 ⁷ (under no load, at 1,800 operations/hour)		
	Mechanical Life	> 10 ⁵		
Ambient temperature	-10°C~55°C			
Ambient humidity	35~85%RH			
Mounting	14 Plug-in			
Unit Weight	Approx.60g			
Certification				

Mounting Dimensions (mm)

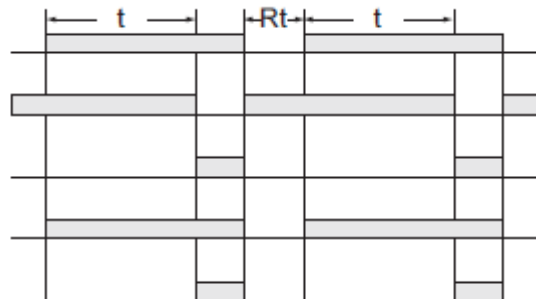


Connection Diagram



Timing Diagram

- Power 13-14
- Time-limit contact (NC)
- 9-1, 10-2, 11-3, 12-4
- Time-limit contact (NO)
- 9-5, 10-6, 11-7, 12-8
- Power indicator
- Output indicator



NOTE: t : set time, Rt : reset time