

# REXL4TMBD

single function relay, Harmony Timer Relays,  
5A, 4CO, 0.1s..100h, on delay, 24V DC



## Main

Range of product	Harmony Timer Relays
Product or component type	Single function relay
Fixing mode	Plug-in (socket)
Discrete output type	Relay
Contacts type and composition	4 C/O
Component name	REXL
Time delay type	Power on-delay
Time delay range	10...100 h 6...60 s 6...60 min 1...10 s 1...10 h 1...10 min 0.1...1 s
Width	21 mm

## Complementary

Contacts material	Cadmium free
[Us] rated supply voltage	24 V DC
Voltage range	0.9...1.1 Us
[In] rated current	5 A AC
Repeat accuracy	+/- 0.5 %
Setting accuracy of time delay	10 % at full scale at 25 °C conforming to IEC 61812-1
Temperature drift	0.05 %/°C
Maximum reset time	250 Ms after time delay, on de-energisation 50 ms during time delay, on de-energisation
Voltage drift	+/- 0.2 %/V
Maximum switching capacity	4 x 5 A
Maximum temporary permissible current	10 A for < 10 s
Minimum switching current	100 mA
Electrical durability	100000 cycles at 250 V AC resistive
Mechanical durability	10000000 cycles
Maximum power consumption	1.2 W
[Ui] rated insulation voltage	250 V conforming to IEC 255 Group C 250 V conforming to VDE 0010
Output overvoltage protection	2 J
Surge withstand	2 kV conforming to IEC 61000-4-5 level 3
Creepage distance	4 kV/3 conforming to IEC 60664-1
Local signalling	1 LED (red) for output in operation 1 LED (yellow) for power ON
Net weight	0.05 kg

The information provided in this documentation contains general descriptions and/or technical characteristics of the performance of the products contained herein. This documentation is not intended as a substitute for and is not to be used for determining suitability or reliability of these products for specific user applications. It is the duty of any such user or integrator to perform the appropriate and complete risk analysis, evaluation and testing of the products with respect to the relevant specific application or use thereof. Neither Schneider Electric Industries SAS nor any of its affiliates or subsidiaries shall be responsible or liable for misuse of the information contained herein.

## Environment

Immunity to microbreaks	5 ms
Dielectric strength	2 kV for 1 mA/1 minute at 50 Hz conforming to IEC 60601-1 2 kV for 1 mA/1 minute at 50 Hz conforming to IEC 61812-1
Standards	IEC 60601-2 IEC 61000-6-2 73/23/EEC IEC 61812-1 93/68/EEC IEC 60601-1 89/336/EEC EN 50081-2
Product certifications	UL[RETURN]cUL
Ambient air temperature for operation	-20...60 °C
Ambient air temperature for storage	-40...70 °C
IP degree of protection	IP50 conforming to IEC 60529
Vibration resistance	0.35 mm (f= 10...55 Hz) conforming to IEC 60068-2-6
Relative humidity	95 % without condensation conforming to IEC 60068-2-6
Resistance to electrostatic discharge	6 kV in contact conforming to IEC 61000-4-2 level 3 8 kV in air conforming to IEC 61000-4-2 level 3
Resistance to electromagnetic fields	10 V/m conforming to IEC 61000-4-3 level 3
Resistance to fast transients	2 kV conforming to IEC 61000-4-4 level 3
Immunity to radioelectric fields	10 V (0.15...80 MHz) conforming to IEC 61000-4-6 level 3
Immunity to voltage dips	>= 95 % / 1 s conforming to IEC 61000-4-11 30 % / 10 ms conforming to IEC 61000-4-11 60 % / 100 ms conforming to IEC 61000-4-11
Disturbance radiated/conducted	Class B conforming to EN 55022 (EN 55011 group 1)

## Packing Units

Unit Type of Package 1	PCE
Number of Units in Package 1	1
Package 1 Height	3 cm
Package 1 Width	7.3 cm
Package 1 Length	3 cm
Package 1 Weight	53 g
Unit Type of Package 2	S01
Number of Units in Package 2	48
Package 2 Height	15 cm
Package 2 Width	15 cm
Package 2 Length	40 cm
Package 2 Weight	2.794 kg

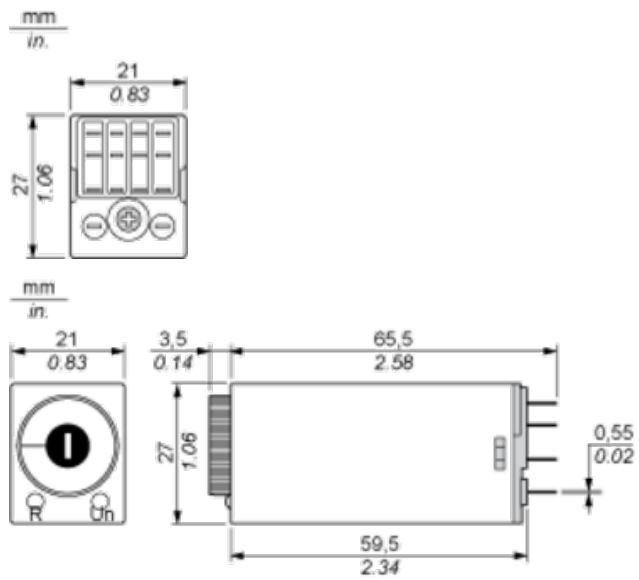
## Offer Sustainability

Sustainable offer status	Green Premium product
REACH Regulation	 <a href="#">REACH Declaration</a>
EU RoHS Directive	Pro-active compliance (Product out of EU RoHS legal scope)
Mercury free	Yes
China RoHS Regulation	 <a href="#">China RoHS Declaration</a>
RoHS exemption information	 <a href="#">Yes</a>
Environmental Disclosure	 <a href="#">Product Environmental Profile</a>
Circularity Profile	No need of specific recycling operations
WEEE	The product must be disposed on European Union markets following specific waste collection and never end up in rubbish bins

## Contractual warranty

Warranty	18 months
----------	-----------

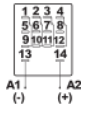
Width 21 mm



---

## Terminal Referencing

---

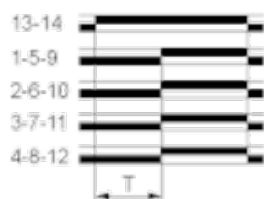


Function A : Power on Delay Relay

Description

The timing period T begins on energisation. After timing, the outputs close.

4 Timed C/O Contacts



Legend

- Relay de-energised
- Relay energised
- Output open
- Output closed

R	Relay output
T	Timing period