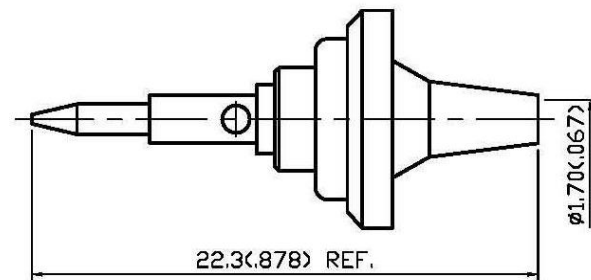
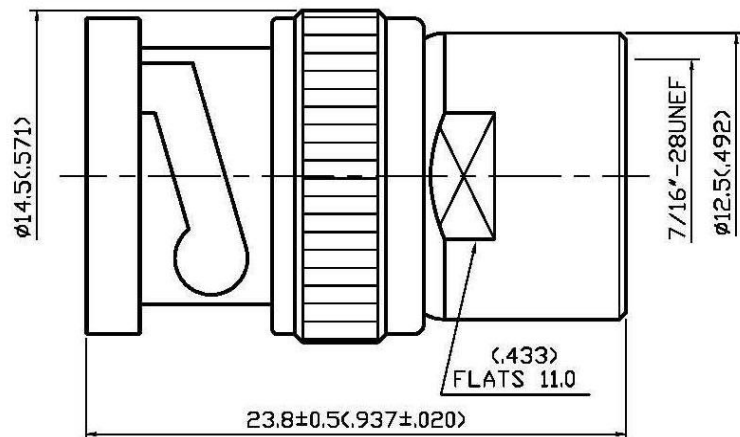


NO	DESCRIPTION	DATE
⚠	DEL PROOF VOLTAGE WORKING VOLTAGE → VOLTAGE RATING	04.18.13'



1.0 ELECTRICAL

- 1.1 FREQUENCY RANGE: DC-4 GHz
- 1.2 NOMINAL IMPEDANCE: 50 OHMS
- 1.3 VOLTAGE RATING: 500 VOLTS MAX. ⚠
- 1.4 VSWR: 1.3 MAX. @2.5 GHz

2.0 MATERIALS

- 2.1 BODIES: BRASS PER JIS-C3604
- 2.2 CENTER CONTACT: BRASS PER JIS-C3604
- 2.3 INSULATION: TEFLON PER ASTM D1457 AND ASTM D1710

3.0 FINISHES AND OTHERS

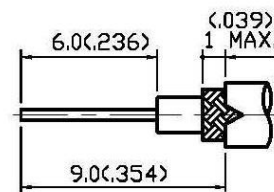
- 3.1 SEE BELOW TABLE FOR DETAILS.

4.0 MECHANICAL

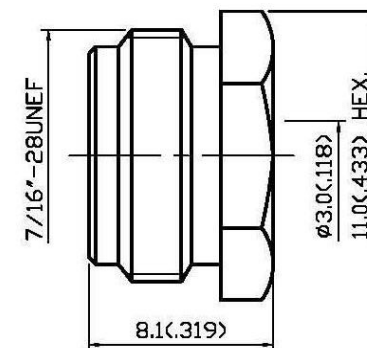
- 4.1 INTERFACE IN ACCORDANCE WITH: MIL-STD-348A
- 4.2 FOR USE WITH RG174U OR SIMILAR STYLE CABLE
- 4.3 CABLE ATTACHMENT: OUTER: CLAMP, INNER: SOLDER

5.0 ENVIRONMENTAL

- 5.1 OPERATING TEMPERATURE RANGE: -65° C TO +165° C



STRIPPING DIMENSION



11	NUT	BRASS	1	SILVER 70 μ ^m MIN.
10	BRAID CLAMP	BRASS	1	SILVER 70 μ ^m MIN.
9	INSULATION	TEFLON	1	NONE
8	CENTER CONTACT	BRASS	1	SILVER 70 μ ^m MIN.
7	BODY	BRASS	1	SILVER 70 μ ^m MIN.
6	WASHER	BRASS	1	SILVER 70 μ ^m MIN.
5	SPRING WASHER	SK-5	1	NICKEL
4	WASHER	BRASS	1	NICKEL
3	GASKET	SILICONE	1	RED
2	INSULATION	TEFLON	1	NONE
1	BODY	BRASS	1	SILVER 70 μ ^m MIN.
NO	DESCRIPTION	MATERIAL	Q'TY	FINISH



APPROVED

by _____ DATE: _____

DESCRIPTION		BNC STRAIGHT PLUG CLAMP	
製圖	DRAWN Yoko	TOLERANCE .X ±0.2	品名 13-19 T.S.S 174U
檢圖	CHECK Arc	.XX ±0.1	日期 02.15.95'
認定	APPROVAL Angela	.XXX ±0.05	版次 B-1
		ANGLE ±5°	比例 4:1
		UNIT mm(in)	DWG.NO. 13-0291
		SCALE	TITLE \ROHS COMPLIANT (50Ω)