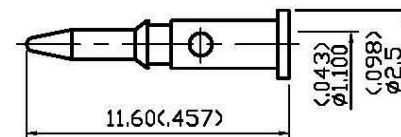
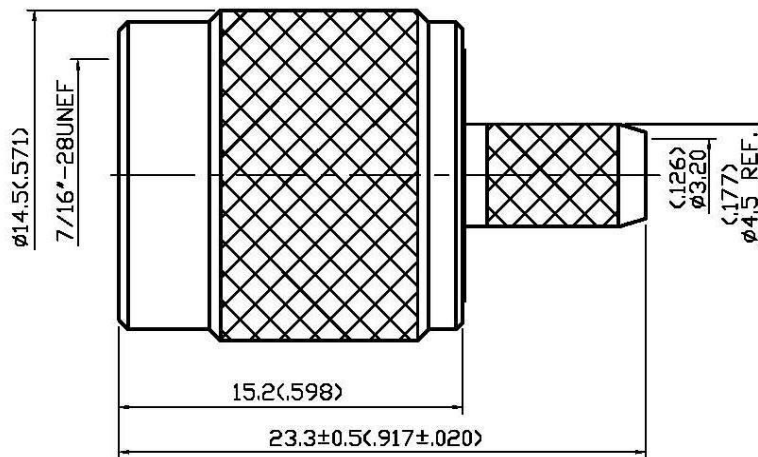


NO	DESCRIPTION	DATE
①	DEL CABLE RETENTION -65°C TO +165° C → -20°C TO +80° C	05.19.09'
②	DEL INTERFACE RUBBER : -20° C TO +80° C SILICONE : 65° C TO +165° C	10.29.09'
③	DC-4 GHz → DC-11 GHz	10.01.11'
④	WORKING VOLTAGE → VOLTAGE RATING DEL PROOF VOLTAGE ADD VSWR	08.22.13'



1.0 ELECTRICAL

- 1.1 FREQUENCY RANGE: DC-11 GHz ③
- 1.2 NOMINAL IMPEDANCE: 50 OHMS
- 1.3 VOLTAGE RATING: 500 VOLTS MAX. ④
- 1.4 VSWR: 1.5 MAX. @6 GHz ④

2.0 MATERIALS

- 2.1 BODIES: BRASS PER JIS-C3604
- 2.2 CENTER CONTACT: BRASS PER JIS-C3604
- 2.3 INSULATION: TEFLON PER ASTM D1457 AND ASTM D1710
- 2.4 CRIMP FERRULE: BRASS PER JIS-C2700

3.0 FINISHES AND OTHERS

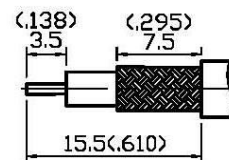
- 3.1 SEE BELOW TABLE FOR DETAILS.

4.0 MECHANICAL

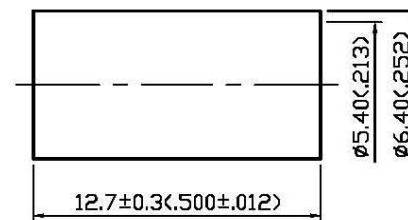
- 4.1 FOR USE WITH RG58U OR SIMILAR STYLE CABLE
- 4.2 CABLE ATTACHMENT: OUTER: CRIMP, INNER: SOLDER/CRIMP
- 4.3 CRIMP SIZE REQUIRED: CONTACT: 1.8(071) HEX. CRIMP TOOL
FERRULE: 5.5(216) HEX. CRIMP TOOL

5.0 ENVIRONMENTAL

- 5.1 OPERATING TEMPERATURE RANGE: -20° C TO +80° C ① ②



STRIPPING DIMENSION
SCALE 2:1



NO	DESCRIPTION	MATERIAL	Q'TY	FINISH
7	CENTER CONTACT	BRASS	1	GOLD
6	CRIMP FERRULE	BRASS	1	NICKEL
5	SHELL	BRASS	1	NICKEL 100μ" MIN.
4	INSULATION	TEFLON	1	NONE
3	GASKET	RUBBER	1	RED
2	BODY	BRASS	1	NICKEL 100μ" MIN.
1	WASHER	BRASS	1	NONE



APPROVED by _____ DATE: _____

DESCRIPTION		TNC STRAIGHT PLUG CRIMP								
製圖	DRAWN	TOLERANCE	品名	15-10-1	T.G.N	58U	日期	DATE	版次	REV.
檢圖	Yoko	.X ±0.2	TITLE	ROHS COMPLIANT (<50μ)			12.29.92'		B-4	
認定	CHECK	.XX ±0.1	單位	mm(in)	DWG.NO.		15-0041			
	Arc	.XXX ±0.05	比例	SCALE						
	APPROVAL	ANGLE ±5°	4:1							
	Jenny									