



Datasheet



ENGLISH

# Marine Switch

## Switch Sealed Rocker



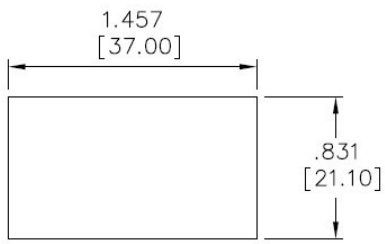
**Package Contain:**

- 1 x Marine Switch
- 1 x Gasket

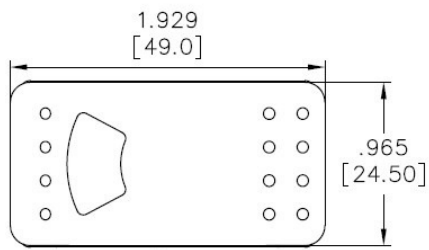
**Specification:**

SWITCH TYPE:		3001748307, 1748351
POLES/THROWS:		DPST
SWITCH FUNCTIONS:		(ON)-OFF
ELECTRICAL CHARACTERISTICS	CONTACT RATING:	20(8)A 125/250V~μ 16A DC30Vμ
	ELECTRICAL LIFE:	30,000 make-and-break cycles at full load
	CONTACT RESISTANCE:	20m-ohms max. initial @ 2-4VDC, 100mA
	INSULATION RESISTANCE:	Apply 500VDC for 1min±5sec. After which measurement to be made b/w terminals shall result 100M-ohms min.
	DIELECTRICAL STRENGTH:	1,500VAC (50Hz-60Hz) RMS @ sea level shall result no damage to parts arcing or flashover
	OPERATING TEMPERATURE:	-30Celsius degree to +85Celsius degree
RELIABILITY PERFORMANCE	MECHANICAL LIFE:	Without load, 30,000cycles min.
	IP PROTECTION CLASS:	Front panel protection to IP67
	SOLDERING HEAT RESISTANCE:	Max soldering temperature @ 260Celsius degree, immersion time 5+/-1sec, frequency of soldering process @ 2 times max.
	COLD TEST:	Stored at temperature -30(+/-3)Celsius degree for 48 hours, shall result no changes to switch's electrical performance
	HOT TEST:	Stored at temperature +85(+/-3)Celsius degree for 48 hours, shall result no changes to switch's electrical performance
	HUMIDITY TEST:	Stored at temperature 40(+/-3)Celsius degree with relative humidity 90%~95% for 48 hours, shall result no changes to switch's electrical performance
	SALT SPRAY TEST:	Stored at temperature @ 35(+/-3)Celsius degree, and salt solution concentration of 5% with full air temperature @ 47(+/-3) Celsius degree and air pressure 1.0kg for 48 hours. The switch shall result no corrosion as well as no apparent changes to its functional performance. Per ASTM-B117 & JIS-Z371 STD.

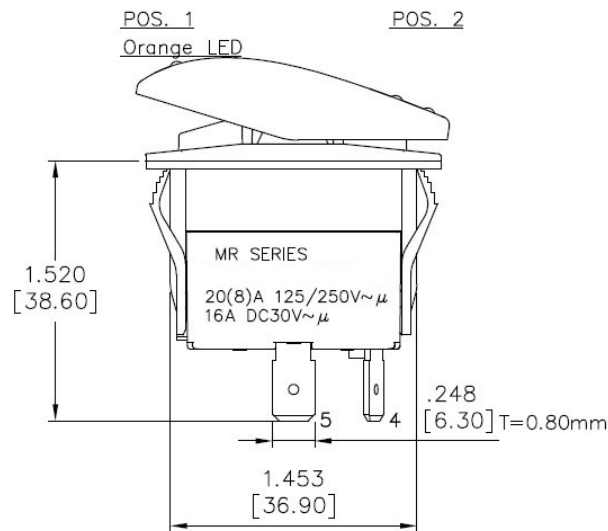
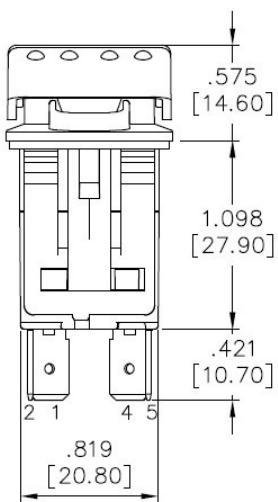
MATERIAL CHARACTERISTICS	BASE:	PBT, UL94V-0
	ACTUATOR:	PC and PA66 (Hard surface) TPR (Soft surface) With added UV protection (optional)
	ACTUATOR COLOR:	Black
	COVER:	PA66, UL94V-0
	ACTUATOR BLOCK:	PC, UL94V-0
	PIVOT PIN:	PES, UL94V-0
	SPRING:	Stainless steel
	CONTACT:	Copper alloy, silver rivet
	TERMINALS:	Brass, tin plated
	SEAL:	Silicone
	LED:	12V, Orange
SOLDERING & CLEANING RECOMMENDATION	HAND SOLDERING:	Max. temperature @ 350Celsius degree (662F)with continuous soldering time @ 3sec. max.
	CLEANING PROCESS:	Noted, the switch is “not totally sealed” so it is important not to immerse/spray or clean unsealed areas of the switch during flux removal. Improper cleaning could cause switch deficiencies such as intermittence or open contact failures
PACKAGE	INTERNAL PACKAGING:	1pcs per PE bag
	RoHS IDENTIFICATIONS:	Bag is attached with a label marking “RoHS”
PRODUCT HANDLING & STORING	<p>The switch is suitable for power rated applications, rating recommendation is per aforementioned above (Contact rating section)</p> <p>Problem relates to terminal oxidization can be prevented by storing product in an environment that is dry and cool with the relative humidity less than 90%. Noted, prior to mounting products onto circuit board as well as for unused units, it is recommended to keep them in the bag and with the bag sealed.</p>	



Panel Cutout



Soft Actuator in Black



MODEL NO.	SWITCH POSITION		
	POS. 1		POS. 2
FP-9	(ON)	NONE	OFF
Term. Comm.	2-1,5-4	OPEN	OPEN

