





Datasheet





RS Pro B Insert Series

Specifications Hoods:

Insulation resistance	$\geq 10^{10} \Omega$
Flammability acc. to UL 94	V 0
Limiting temperature	-40 ... +125 °C
Mating cycles	≥ 500
Material (insert)	Polycarbonate
Colour (insert)	RAL 7032
Approvals and Specifications	EN 60664-1, IEC 61984, UL 1977 ECBT2



Series	Inserts RS Pro 6 E - 24 E Screw Terminal			
Number of contacts	6 + ⊕	10 + ⊕	16 + ⊕	24 + ⊕
Termination	Screw terminal	Screw terminal	Screw terminal	Screw terminal
				
Electrical data acc. to EN 61 984 UL/CSA	16 A 500 V 6 kV 3 600 V	16 A 500 V 6 kV 3 600 V	16 A 500 V 6 kV 3 600 V	16 A 500 V 6 kV 3 600 V
Wire gauge	0.75 ... 2.5 mm ²	0.75 ... 2.5 mm ²	0.75 ... 2.5 mm ²	0.75 ... 2.5 mm ²
Identification of contacts	1-6	1-10	1-16	1-24
Size	RS Pro 6 E	RS Pro 10 E	RS Pro 16 E	RS Pro 24 E
Male insert (M)	1715724	1715729	1715734	1715738
Female insert (F)	1715726	1715730	1715735	1715739

Series	Inserts RS Pro 6 E - 24 E Cage-Clamp Terminal			
Number of contacts	6 + ⊕	10 + ⊕	16 + ⊕	24 + ⊕
Termination	Cage-clamp terminal with wire protection	Cage-clamp terminal with wire protection	Cage-clamp terminal with wire protection	Cage-clamp terminal with wire protection
				
Electrical data acc. to EN 61 984 UL/CSA	16 A 500 V 6 kV 3 600 V	16 A 500 V 6 kV 3 600 V	16 A 500 V 6 kV 3 600 V	16 A 500 V 6 kV 3 600 V
Wire gauge	0.14 ... 2.5 mm ²	0.14 ... 2.5 mm ²	0.14 ... 2.5 mm ²	0.14 ... 2.5 mm ²
Identification of contacts	1-6	1-10	1-16	1-24
Size	RS Pro 6 E	RS Pro 10 E	RS Pro 16 E	RS Pro 24 E
Male insert (M)	1715727	1715732	1715736	1715740
Female insert (F)	1715728	1715733	1715737	1715741