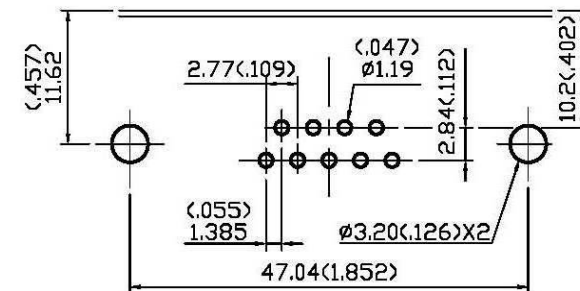
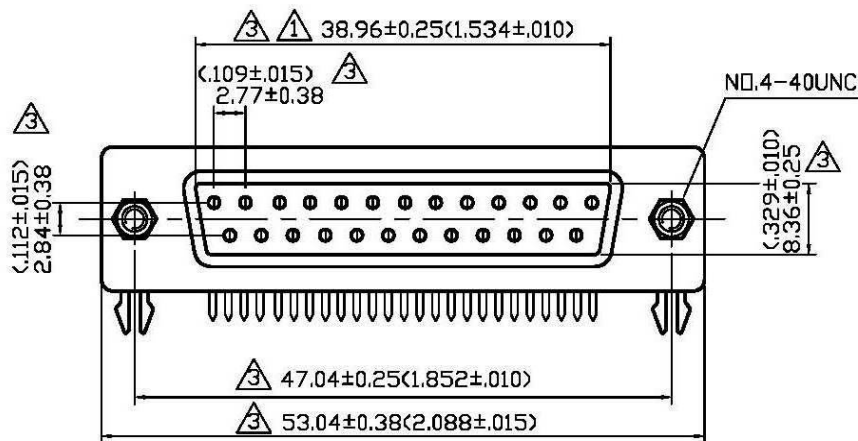
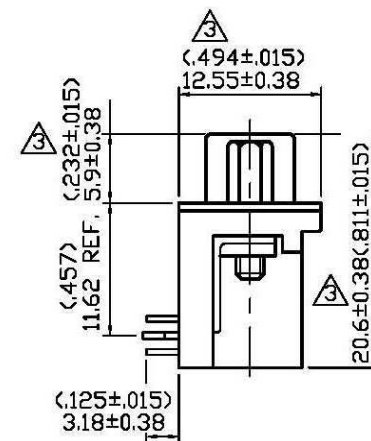
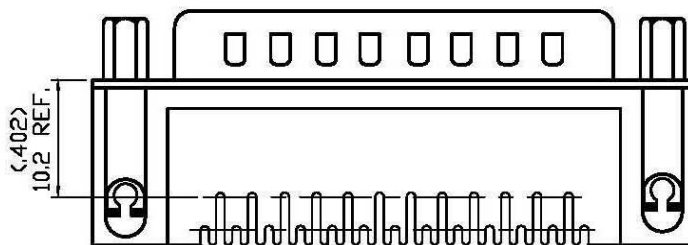


NO	DESCRIPTION	DATE
①	ADD MIS PART NO. 38.96 LINE MARK TO REVISE	04.01.04'
②	4724514 → 054-0025P-F P54-0025P-F → 054-0025P-F	01.02.07'
③	ADD DESCRIPTION MIS PART NO. → P/N 2.77±0.25 → 2.77±0.38 38.96 REF → 38.96±0.25 2.84±0.25 → 2.84±0.38 8.36 REF → 8.36±0.25 47.04 REF → 47.04±0.25 53 REF → 53.04±0.38 12.55±0.25 → 12.55±0.38 5.9 REF → 5.9±0.38 20.6 REF → 20.6±0.38	04.29.08'



MOUNTING HOLE

10/01/2012



① ② ③ P/N: 544-3985

MATERIAL:

INSULATOR: PBT+30% GLASS FIBER (UL 94V-0) BLACK.
CONTACT MATERIAL: BRASS.
CONTACT FINISH: GOLD OVER NICKEL.
SHELL FINSH: STEEL NICKEL PLATED.

SPECIFICATION:

CURRENT RATING: 5 AMP
DIELECTRIC WITHSTANDING VOLTAGE: 1000V PER MINUTE.
INSULATION RESISTANCE:1000MΩ MIN. AT 500V DC.
CONTACT RESISTANCE: 15mΩ MAX. 10 SES.
OPERATING TEMPERATURE: -55°C-+105°C
MIS PART NO: P54-0025P-F



APPROVED by _____ DATE: _____

DESCRIPTION		D-SUB WITH 25-PIN MALE CONNECTOR BY FORMING						
製圖	DRAWN	TOLERANCE	品名	054-0025P-F ㉑ 25W RT/ANG GRD PLG	日期	DATE	版次	REV.
	Yoko	.X ±0.2	TITLE	\ROHS COMPLIANT	01.27.04'		A-3	
檢圖	CHECK	.XX ±0.1	單位	mm(in)	DWG.NO.	55-0062		
	Ivan	.XXX ±0.05	比例	SCALE				
認定	APPROVAL	ANGLE ±5°						
	Angela							