

## FEATURES

- A blind rivet is a low-cost two part fastener designed to join two or more pieces of material, whether they're the same or different materials to create a permanent joint
- Can be used where only one side of the application is accessible
- Wide range of diameters and lengths
- Used for multiple applications
- Marine grade - very high corrosion resistance
- Easy to install

## RS PRO DOME HEAD STANDARD OPEN BLIND RIVET – A4/A4 STAINLESS STEEL

RS Stock No.: 2067748, 2067749, 2067750, 2067751, 2067752, 2067753, 2067754, 2067755, 2067756, 2067757, 2067758, 2067759, 2067760, 2067762, 2067763, 2067761



## Family Name

RS Professionally Approved Products bring to you professional quality parts across all product categories. Our product range has been tested by engineers and provides a comparable quality to the leading brands without paying a premium price.

### Product Description

A blind rivet is a low-cost permanent fastener designed to join two or more pieces of material, whether they're the same or different materials and where only one side is accessible.

A blind rivet consists of two parts: -

- the rivet body, also referred to as the body or shank
- and within it, the setting device, the mandrel or stem

The materials for each part can be made of different materials to give a variety of combinations.

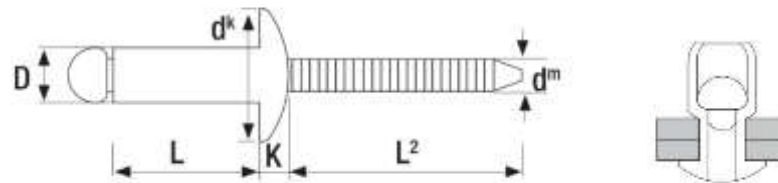
The dome head is the most common and multifunctional style. The blind rivet can be used in a conventional way of fixing or in multiple materials. A4 Stainless Steel is a marine grade with very high corrosion resistance.

The most common and widely used rivet range. Used in a multitude of industries such as aerospace, automotive, rail, HVAC, white goods, electronics, and general engineering. DIY

### General Specifications

BODY: A4 Stainless Steel (AISI316) MANDREL: A4 Stainless Steel (AISI316) (Grooved)

Nominal Diameter mm (D)	Article Number	Body Length mm (L)	Grip Range Min mm	Grip Range Max mm	Hole Size mm	Flange Diameter mm (d <sup>f</sup> )	Flange Thickness mm (K)	Nom. Mandrel Diameter mm (d <sup>m</sup> )	Min Mandrel Length mm (L <sup>2</sup> )	Shear Strength N	Tensile Strength N	Bag Quantity
3.2	2067748	6.0	1.0	3.0	3.3	6.5	0.8	2.00	26.0	1800	2500	100
	2067749	8.0	3.0	5.0								100
	2067750	10.0	5.0	7.0								100
	2067751	12.0	7.0	9.0								100
4.0	2067752	6.0	1.0	2.5	4.1	8.0	1.0	2.50	27.0	3100	3800	100
	2067753	8.0	2.5	4.5								100
	2067754	10.0	4.5	6.5								100
	2067755	13.0	6.5	9.5								100
	2067756	16.0	9.5	12.0								100
	2067757	18.0	12.0	14.0								100
	2067758	20.0	14.0	16.0								100
4.8	2067759	8.0	1.5	4.0	4.9	9.5	1.1	2.90	28.0	4500	6000	100
	2067760	10.0	4.0	6.0								100
	2067761	12.0	6.0	8.0								100
	2067762	14.0	8.0	9.5								100
	2067763	16.0	9.5	11.0								100

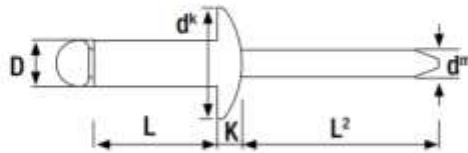


## TECHNICAL DATA

### HOW TO MEASURE A BLIND RIVET

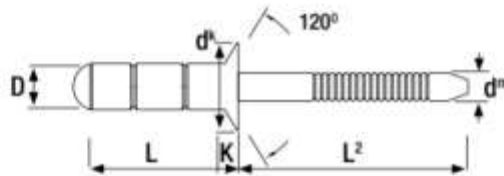
**DOME HEAD AND LARGE FLANGE HEAD** - the rivet body length (L) is always measured from under the head to the end of the body.

D = body diameter  
 L = body length  
 $d^h$  = rivet head diameter  
 K = rivet head thickness  
 $d^m$  = mandrel diameter  
 $L^2$  = minimum mandrel length

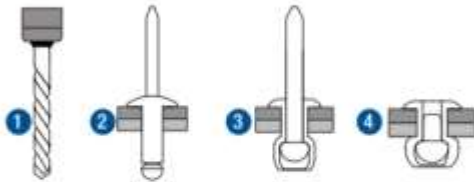


**COUNTERSUNK HEAD** - the rivet body length (L) is always measured from the top of the head to the end of the body.

D = body diameter  
 L = body length  
 $d^h$  = rivet head diameter  
 K = rivet head thickness  
 $d^m$  = mandrel diameter  
 $L^2$  = minimum mandrel length



### HOW TO INSTALL A BLIND RIVET



- 1 Firstly drill the hole.
- 2 To set a rivet, the rivet is placed into the setting tool and then into a pre-drilled hole. It is fixed by the jaws within the tool pulling the mandrel head into the rivet body, expanding the body and causing it to flare against the reverse (blind) side of the application.
- 3 As the head of the mandrel reaches the face of the blind side material, the mandrel will snap at the break point of the mandrel when it has reached its predetermined breaking force.
- 4 A tight joint is formed as the rivet body remains, gripping the material and encapsulating the head of the mandrel within.