




5 mm Diameter Oscilloscope Probes




ENGLISH



	Type	RS Part-No.:	Attenuation	Loading Input		Bandwidth (MHz)	Rise Time (ns)	Compensation Ratio (pF)	Readout Function
				R (M Ω)	C (pF)				
	RS - TP 6151R	1799559	10:1	10	12	150	< 2,33	10-30	✓

Cable length 1,3 m



	Type	RS Part-No.:	Attenuation	Loading Input		Bandwidth (MHz)	Rise Time (ns)	Compensation Ratio (pF)	Readout Function
				R (M Ω)	C (pF)				
	RS - TP 2101R	1799560	10:1	10	12	100	< 3,5	10-30	✓

Cable length 1,3 m

All specifications are subject to change without notice!

@ 10:1 max. input voltage 400 Vrms Measuring Category II derating with frequency!

FOR MORE INFORMATION VISIT www.rs-components.com

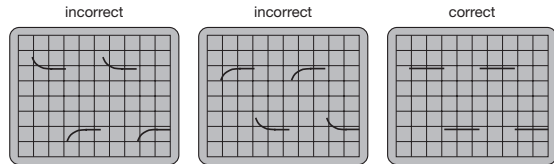


Probe Compensation

Proper compensation of the probe is required to assure amplitude accuracy of the waveform being measured by matching the probe to the oscilloscope's input capacitance. Compensation should be adjusted whenever the probe is connected to or transferred between oscilloscopes.

Low Frequency Adjustment / RS - TP 6151R

Apply a 1 kHz square wave to the probe or connect to the oscilloscope's calibrator output. Adjust the single LF trimmer located in the BNC Box until you achieve a flat-topped square wave (see figure below).



Low Frequency Adjustment / RS - TP 2101R

Apply a 1 kHz square wave to the probe or connect to the oscilloscope's calibrator output. Adjust the single LF trimmer located in the probe body until you achieve a flat-topped square wave (see figure below).

