

# LP5K0901BW3

reversing Contactor, TeSys K, 3P, AC-3/  
AC-3e,440V 9A, 1NC, 24V DC low  
consumption coil





## Main

Range	TeSys
Product name	TeSys K
Product or component type	Reversing contactor
Device short name	LP5K
Device application	Control
Contactor application	Motor control Resistive load
Utilisation category	AC-3 AC-1 AC-4 AC-3e
Device presentation	Preassembled with reversing power busbar
Poles description	3P
Power pole contact composition	3 NO
[Ue] rated operational voltage	Power circuit: 690 V AC 50/60 Hz Signalling circuit: ≤ 690 V AC 50/60 Hz
[Ie] rated operational current	20 A (at <50 °C) at ≤ 440 V AC AC-1 for power circuit 16 A (at <70 °C) at 690 V AC AC-1 for power circuit 9 A at ≤ 440 V AC AC-3 for power circuit 9 A at ≤ 440 V AC AC-3e for power circuit
Motor power kW	2.2 kW at 220...230 V AC 50/60 Hz 4 kW at 380...415 V AC 50/60 Hz 4 kW at 440 V AC 50/60 Hz 4 kW at 480 V AC 50/60 Hz 4 kW at 500...600 V AC 50/60 Hz 4 kW at 660...690 V AC 50/60 Hz
Control circuit type	DC low consumption
[Uc] control circuit voltage	24 V DC
Auxiliary contact composition	1 NC
[Uimp] rated impulse withstand voltage	8 kV
Overvoltage category	III
[Ith] conventional free air thermal current	20 A (at 50 °C) for power circuit 10 A (at 50 °C) for signalling circuit
Irms rated making capacity	110 A AC for power circuit conforming to NF C 63-110 110 A AC for power circuit conforming to IEC 60947 110 A AC for signalling circuit conforming to IEC 60947
Rated breaking capacity	110 A at 415 V conforming to IEC 60947 110 A at 440 V conforming to IEC 60947 80 A at 500 V conforming to IEC 60947 110 A at 220...230 V conforming to IEC 60947 110 A at 380...400 V conforming to IEC 60947 70 A at 660...690 V conforming to IEC 60947
[Icw] rated short-time withstand current	90 A 50 °C - 1 s for power circuit 85 A 50 °C - 5 s for power circuit 80 A 50 °C - 10 s for power circuit 60 A 50 °C - 30 s for power circuit 45 A 50 °C - 1 min for power circuit 40 A 50 °C - 3 min for power circuit 80 A - 1 s for signalling circuit 90 A - 500 ms for signalling circuit 110 A - 100 ms for signalling circuit 20 A 50 °C - ≥ 15 min for power circuit
Associated fuse rating	25 A gG at ≤ 440 V for power circuit 25 A aM for power circuit 10 A gG for signalling circuit conforming to IEC 60947 10 A gG for signalling circuit conforming to VDE 0660

Average impedance	3 mOhm - lth 20 A 50 Hz for power circuit
[Ui] rated insulation voltage	Power circuit: 600 V conforming to UL 508 Power circuit: 690 V conforming to IEC 60947-4-1 Signalling circuit: 690 V conforming to IEC 60947-4-1 Signalling circuit: 690 V conforming to IEC 60947-5-1 Signalling circuit: 600 V conforming to UL 508 Power circuit: 600 V conforming to CSA C22.2 No 14 Signalling circuit: 600 V conforming to CSA C22.2 No 14
Electrical durability	0.18 Mcycles 20 A AC-1 at $U_e \leq 440$ V 1.3 Mcycles 9 A AC-3 at $U_e \leq 440$ V 1.3 Mcycles 9 A AC-3e at $U_e \leq 440$ V
Interlocking type	Mechanical
Mounting support	Rail Plate
Standards	EN/IEC 60947-4-1 GB/T 14048.4 UL 60947-4-1 CSA C22.2 No 60947-4-1 JIS C8201-4-1
Product certifications	CB Scheme CCC UL CSA EAC CE UKCA
Connections - terminals	Screw clamp terminals 1 cable(s) 1.5...4 mm <sup>2</sup> solid Screw clamp terminals 1 cable(s) 0.75... 4 mm <sup>2</sup> flexible without cable end Screw clamp terminals 1 cable(s) 0.34... 2.5 mm <sup>2</sup> flexible with cable end Screw clamp terminals 2 cable(s) 1.5...4 mm <sup>2</sup> solid Screw clamp terminals 2 cable(s) 0.75... 4 mm <sup>2</sup> flexible without cable end Screw clamp terminals 2 cable(s) 0.34... 1.5 mm <sup>2</sup> flexible with cable end
Tightening torque	0.8...1.3 N.M - on screw clamp terminals Philips No 2 0.8...1.3 N.M - on screw clamp terminals flat Ø 6 mm 0.8...1.3 N.m - on screw clamp terminals pozidriv No 2
Operating time	10...20 ms coil de-energisation and NO opening 30...40 ms coil energisation and NO closing
Safety reliability level	B10d = 1369863 cycles contactor with nominal load conforming to EN/ISO 13849-1 B10d = 20000000 cycles contactor with mechanical load conforming to EN/ISO 13849-1
Mechanical durability	5 Mcycles
Maximum operating rate	3600 cyc/h

## Complementary

Coil technology	Built-in bidirectional peak limiting diode suppressor
Control circuit voltage limits	Operational: 0.7...1.30 $U_c$ (at <50 °C) Drop-out: 0.1...0.7 $U_c$ (at <50 °C)
Inrush power in W	1.8 W (at 20 °C)
Hold-in power consumption in W	1.8 W at 20 °C
Heat dissipation	1.8 W
Auxiliary contacts type	Type instantaneous 1 NC
Minimum switching current	5 mA for signalling circuit
Minimum switching voltage	17 V for signalling circuit
Non overlap distance	0.5 mm
Insulation resistance	> 10 MOhm for signalling circuit




## Environment

IP degree of protection	IP20 conforming to VDE 0106
Protective treatment	TC conforming to IEC 60068 TC conforming to DIN 50016
Ambient air temperature for operation	-25...50 °C
Ambient air temperature for storage	-50...80 °C
Operating altitude	2000 m without derating
Flame retardance	V1 conforming to UL 94 Requirement 2 conforming to NF F 16-101 Requirement 2 conforming to NF F 16-102
Mechanical robustness	Shocks contactor closed, on Z axis: 15 Gn for 11 ms conforming to IEC 60068-2-27 Shocks contactor opened, on Z axis: 10 Gn for 11 ms conforming to IEC 60068-2-27 Vibrations contactor closed: 4 Gn, 5...300 Hz conforming to IEC 60068-2-6 Vibrations contactor opened: 2 Gn, 5...300 Hz conforming to IEC 60068-2-6 Shocks contactor opened, on X axis: 10 Gn for 11 ms conforming to IEC 60068-2-27 Shocks contactor opened, on Y axis: 6 Gn for 11 ms conforming to IEC 60068-2-27 Shocks contactor closed, on X axis: 15 Gn for 11 ms conforming to IEC 60068-2-27 Shocks contactor closed, on Y axis: 10 Gn for 11 ms conforming to IEC 60068-2-27
Height	58 mm
Width	90 mm
Depth	57 mm
Product weight	0.49 kg

## Packing Units

Unit Type of Package 1	PCE
Number of Units in Package 1	1
Package 1 Height	6.500 cm
Package 1 Width	9.200 cm
Package 1 Length	6.000 cm
Package 1 Weight	450.000 g
Unit Type of Package 2	S02
Number of Units in Package 2	20
Package 2 Height	15.000 cm
Package 2 Width	30.000 cm
Package 2 Length	40.000 cm
Package 2 Weight	9.334 kg
Unit Type of Package 3	P06
Number of Units in Package 3	160
Package 3 Height	45.000 cm
Package 3 Width	60.000 cm
Package 3 Length	80.000 cm
Package 3 Weight	83.820 kg

## Offer Sustainability

Sustainable offer status	Green Premium product
REACH Regulation	 <a href="#">REACH Declaration</a>
REACH free of SVHC	Yes
EU RoHS Directive	Compliant  <a href="#">EU RoHS Declaration</a>
Toxic heavy metal free	Yes
Mercury free	Yes
China RoHS Regulation	 <a href="#">China RoHS Declaration</a>

RoHS exemption information	<a href="#">Yes</a>
Environmental Disclosure	<a href="#">Product Environmental Profile</a>
Circularity Profile	<a href="#">End Of Life Information</a>
WEEE	The product must be disposed on European Union markets following specific waste collection and never end up in rubbish bins
California proposition 65	WARNING: This product can expose you to chemicals including: Antimony oxide & Antimony trioxide, which is known to the State of California to cause cancer. For more information go to <a href="http://www.P65Warnings.ca.gov">www.P65Warnings.ca.gov</a>

### Contractual warranty

Warranty	18 months
----------	-----------