

Schottky Barrier Rectifiers **multicomp**PRO

**RoHS
Compliant**



Features

- Metal-Semiconductor junction with guard ring
- Epitaxial construction
- Low forward voltage drop, low switching losses
- High surge capability
- For use in low voltage, high frequency inverters free wheeling, and polarity protection applications
- The plastic material carries U/L recognition 94V-0

Mechanical Data

- Case: JEDEC DO-27, molded plastic
- Terminals : Axial lead, solderable per MIL-STD-202, method 208
- Polarity: Color band denotes cathode
- Weight: 0.041 ounces, 1.15 grams
- Mounting position: Any

Maximum Ratings and Electrical Characteristics

Ratings at 25°C ambient temperature unless otherwise specified.

Single phase, halfwave, 60Hz, resistive or inductive load. For capacitive load, derate by 20%.

		1N5820	1N5821	1N5822	UNITS
Maximum recurrent peak reverse voltage	V_{RRM}	20	30	40	V
Maximum RMS voltage	V_{RMS}	14	21	28	
Maximum DC blocking voltage	V_{DC}	20	30	40	
Maximum average forward rectified current 9.5mm lead length, @TA=75°C	$I_{F(AV)}$	3			A
Peak forward surge current 8.3ms single half -sine-wave superimposed on rated load	I_{FSM}	80			
Maximum instantaneous forward voltage @ 3A (Note 1) @ 9.4A	V_F	0.475 0.85	0.5 0.9	0.525 0.95	V
Maximum reverse current @TA=25°C at rated DC blocking voltage @TA=100°C	I_R	2 20			mA
Typical junction capacitance (Note2)	C_J	210	165		pF
Typical thermal resistance (Note3)	$R_{\theta JA}$	20			°C
Operating junction temperature range	T_J	- 55 to + 125			
Storage temperature range	T_{STG}	- 55 to + 150			

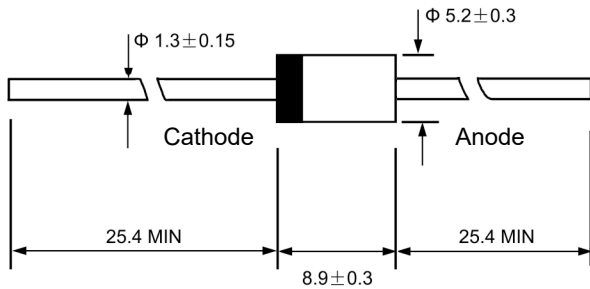
NOTE: 1. Pulse test : 300 μ s pulse width, 1% duty cycle.

2. Measured at 1MHZ and applied reverse voltage of 4V DC.

3. Thermal resistance junction to ambient

Schottky Barrier Rectifiers **multicomp** PRO

DO - 27



Dimensions : Millimetres

FIG.1 – FORWARD DERATING CURVE

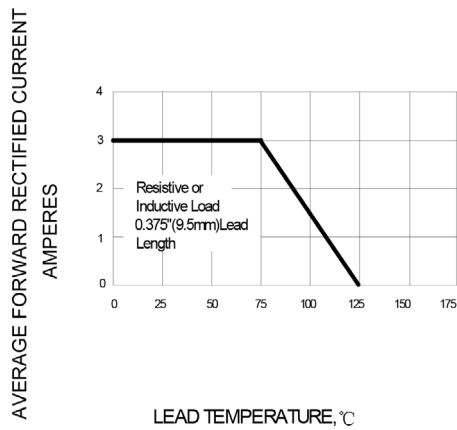


FIG.2 – PEAK FORWARD SURGE CURRENT

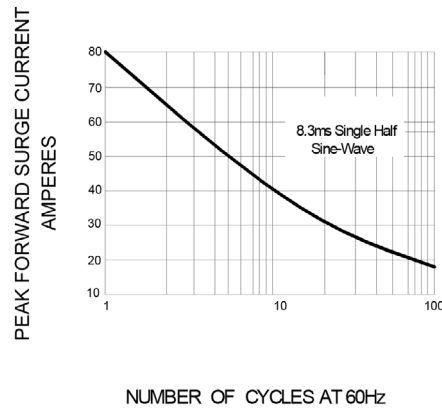


FIG.3 – TYPICAL INSTANTANEOUS FORWARD CHARACTERISTICS

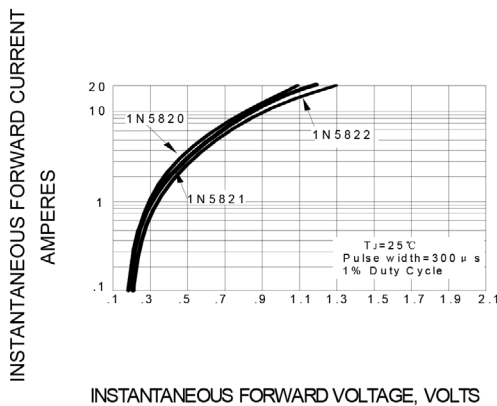
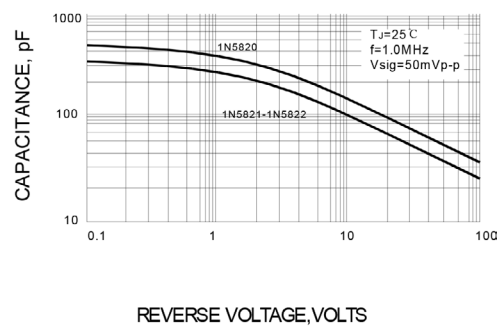


FIG.4 – TYPICAL JUNCTION CAPACITANCE



Important Notice : This data sheet and its contents (the "Information") belong to the members of the AVNET group of companies (the "Group") or are licensed to it. No licence is granted for the use of it other than for information purposes in connection with the products to which it relates. No licence of any intellectual property rights is granted. The Information is subject to change without notice and replaces all data sheets previously supplied. The Information supplied is believed to be accurate but the Group assumes no responsibility for its accuracy or completeness, any error in or omission from it or for any use made of it. Users of this data sheet should check for themselves the Information and the suitability of the products for their purpose and not make any assumptions based on information included or omitted. Liability for loss or damage resulting from any reliance on the Information or use of it (including liability resulting from negligence or where the Group was aware of the possibility of such loss or damage arising) is excluded. This will not operate to limit or restrict the Group's liability for death or personal injury resulting from its negligence. Multicomp Pro is the registered trademark of Premier Farnell Limited 2019.

Newark.com/multicomp-pro
 Farnell.com/multicomp-pro
 sg.element14.com/b/multicomp-pro

multicomp PRO